



# **Quild Manual**

## ***Amsterdam Modeling Suite 2019***

**[www.scm.com](http://www.scm.com)**

**Apr 09, 2019**



# CONTENTS

<b>1</b>	<b>Quantum-regions Interconnected by Local Descriptions</b>	<b>1</b>
<b>2</b>	<b>What's new in the 2018 version</b>	<b>3</b>
<b>3</b>	<b>What's new in the 2017 version</b>	<b>5</b>
3.1	Anti-ferromagnetic coupling . . . . .	5
3.2	Upscaling low frequencies in Gibbs free energy . . . . .	5
3.3	Bug fix . . . . .	5
<b>4</b>	<b>What's new in the 2009.01 version</b>	<b>7</b>
4.1	GUI-support . . . . .	7
4.2	Symmetry within QUILD . . . . .	7
4.3	More QM programs . . . . .	7
4.4	Frequency calculations for QM, MM and multi-level QM/QM and QM/MM schemes . . . . .	7
4.5	Spin-contamination correction per region . . . . .	8
4.6	Improved TransitionState (TS) search . . . . .	8
4.7	Simplified and more detailed output . . . . .	8
4.8	Improved generation of primitive coordinates . . . . .	9
4.9	Frozen coordinates versus constraints . . . . .	9
4.10	Numerical gradients per region . . . . .	10
<b>5</b>	<b>Basic philosophy</b>	<b>11</b>
<b>6</b>	<b>Multi-level energy expression</b>	<b>13</b>
<b>7</b>	<b>AddRemove method for capping atoms</b>	<b>19</b>
<b>8</b>	<b>Improved geometry optimization</b>	<b>21</b>
<b>9</b>	<b>Special cases</b>	<b>25</b>
<b>10</b>	<b>How to call the program</b>	<b>27</b>
<b>11</b>	<b>Input description</b>	<b>29</b>
11.1	Relevant Keywords in QUILD block . . . . .	29
11.2	CONSTR subblock in QUILD block . . . . .	31
11.3	FROZEN subblock in QUILD block . . . . .	32
11.4	SYMROT subblock in QUILD block . . . . .	32
11.5	TSRC subblock in QUILD block . . . . .	33
11.6	REGION subblocks in QUILD block . . . . .	33
11.7	ADDREMOVE subblock in QUILD block . . . . .	34

11.8	DESCRIPTION subblocks in QUILD block . . . . .	34
11.9	Numerical versus analytical Hessians for multi-level vibrational frequencies . . . . .	35
11.10	Use of a GENERIC description for use with user-provided QM-program . . . . .	36
11.11	Spin-contamination correction per region . . . . .	37
11.12	INTERACTIONS subblock in QUILD block . . . . .	38
11.13	INLINE options in the QUILD block . . . . .	39
<b>12</b>	<b>Example inputfiles</b>	<b>41</b>
12.1	Vibrational frequencies for multi-level QM/QM scheme . . . . .	41
12.2	Symmetry rotation with $T_d$ symmetry for geometry and $C_{2v}$ for orbitals . . . . .	42
12.3	Optimization with B3LYP through the post-SCF METAGGA scheme . . . . .	43
12.4	Optimization with B3LYP as SCF functional . . . . .	44
12.5	Geometry optimization with QM/MM treatment of water dimer . . . . .	44
12.6	LinearTransit run for bimolecular nucleophilic reaction of $F^-$ and $CH_3 Cl$ . . . . .	46
12.7	Geometry optimization of pure spin state for spin-contaminated system . . . . .	47
12.8	LinearTransit run for water dimer . . . . .	49
12.9	Interface to the AMS driver . . . . .	50
<b>13</b>	<b>Required Citations</b>	<b>53</b>
13.1	External programs and Libraries . . . . .	53
<b>14</b>	<b>References</b>	<b>55</b>

## QUANTUM-REGIONS INTERCONNECTED BY LOCAL DESCRIPTIONS

The QUILD (*Quantum-regions Interconnected by Local Descriptions*) program [1-2 (page 55)] has been developed by M. Swart and F. M. Bickelhaupt for enabling calculations through multi-level approaches, in which different computational treatments are used for different regions of the system under study. M. Swart ( <http://iqc.udg.es/~marcel> (<http://iqc.udg.es/~marcel/>)) F. M. Bickelhaupt ( <http://www.few.vu.nl/~bickel> (<http://www.few.vu.nl/~bickel/>)) User support ( [support@scm.com](mailto:support@scm.com)) This manual did not change much since the ADF 2009.01 version.



## **WHAT'S NEW IN THE 2018 VERSION**

An interface to the AMS driver has been added, allowing QUILD to use all AMS engines to be used with QUILD. The interfaces to the old standalone programs (e.g. DFTB) have been removed, since these do not exist anymore in the 2018 release. See [\*AMS driver interface example\*](#) (page 50).





## WHAT'S NEW IN THE 2017 VERSION

### 3.1 Anti-ferromagnetic coupling

Automated optimization for anti-ferromagnetically coupled dinuclear transition-metal systems (with SpinFlip approach in ADF). See Ref. [[48](#) (page 58)].

### 3.2 Upscaling low frequencies in Gibbs free energy

Upscaling of low frequencies for correct entropy in Gibbs free energy (controlled by FREQ\_CUTOFF keyword, in cm<sup>-1</sup>) (both scaled and unscaled Gibbs free energy is given).

### 3.3 Bug fix

Bugfix for combination of delocalized coordinates and frozen coordinates.



## WHAT'S NEW IN THE 2009.01 VERSION

### 4.1 GUI-support

ADFFinput has been adapted to provide full support for the multi-level setup in QUILD. See the ADF-GUI tutorials for more details.

### 4.2 Symmetry within QUILD

QUILD tries to use symmetry as much as possible, but only for the geometry; as such, more symmetries are possible than within ADF (for the orbitals). For instance, it enables the use of S4 symmetry for the geometry and C2 for the orbitals. Moreover, with the use of the *SYMROT* (page 32) subblock one can rotate coordinates from e.g. D5h to C2v for ferrocene. Therefore, this allows the separation of geometric and orbital symmetry.

### 4.3 More QM programs

Apart from ADF, NewMM and ORCA (for which an interface was already present), the new version includes interfaces to DFTB and MOPAC, and a *GENERIC* (page 36) one to accommodate a generic QM program maintained by the user itself. The user-program only has to be able to transform the QUILD-generated coordinates into an energy/gradient etc. and return data in the format as specified (a simple text file). A working example for HONDO is available.

### 4.4 Frequency calculations for QM, MM and multi-level QM/QM and QM/MM schemes

Fully operational calculation of the Hessian in case of multi-level schemes, where for each description either an analytical or numerical setup can be chosen. This can be applied automatically for either QM calculations, MM calculations, or multi-level QM/MM or QM/QM calculations (including spin-contamination corrections). A full summary of the important thermodynamic properties (enthalpy at 0K and 298K, entropy, Gibbs free energy) is reported in the output, for instance:

```
#####
->####
                S U M M A R Y       O F       E N E R G Y       T E R M S
#####
->####
Pauli Repulsion:           1.234817178116662           33.6011           774.86           3242.01
Electrostatic Interactions: -0.238553103747176           -6.4914           -149.69           -626.32
```

```
Orbital Interactions:      -1.496489120691529      -40.7215      -939.06      -3929.03
Quild Bonding Energy:      -0.500224957131303      -13.6118      -313.90      -1313.34
-----
Zero-Point Energy:          0.020896706726649          0.5686          13.11          54.86
Enthalpy H (0K):          -0.479328250404654          -13.0432          -300.78          -1258.48
d(Enthalpy H) (0 = 298K):  0.002837412889686          0.0772           1.78           7.45
Enthalpy H (298K):         -0.476490837514968          -12.9660          -299.00          -1251.03
-T*S (298K):              -0.021452035100450          -0.5837          -13.46          -56.32
Gibbs-free-energy (298K):   -0.497942872615418          -13.5497          -312.46          -1307.35
#####
→####
```

## 4.5 Spin-contamination correction per region

The spin-contamination ( $S^2$ ) correction has been folded into the multi-level setup, which means the user can do a  $S^2$ -correction for only one region. This option is now available for energy, gradients (optimizations, TSs) and Hessians (vibrational frequencies, numerical and analytical). See the section on *spin-contamination correction per region* (page 37) for more details.

## 4.6 Improved TransitionState (TS) search

Simplification of initial Hessian generation, which makes it generally available for any elements of the Periodic Table. This should further enhance Transition State searches, which for Baker's set of 25 TSs results in complete localization of all TSs within 343 cycles (i.e. 14 cycles per TS).

## 4.7 Simplified and more detailed output

The QUILD output has been drastically reduced (e.g. without the repetitive output of the Create runs in ADF), and at the same time more detail is given. At each optimization step, the progress of the optimization is reported:

```
Geometry Optimization Progress
-----
Item                Value                Crit                Convgd
-----
Gradient Max         0.052637                0.000100                NO
Gradient RMS         0.011095                0.000100                NO
Step Max             0.000000                0.000100                YES
Step RMS             0.000000                0.000100                YES
del(Energy)          -168.585008              0.000010                NO
# neg. Hesseig.      0                        0                        YES
-----
```

and the components of the multi-level energy expression are explicitly mentioned:

```
Energy terms for job 1 jobsign: 1 (MOPAC job, SCF energy)
-----
→--
Pauli Repulsion:      0.000000000000          0.0000          0.00          0.
→00
Electrostatic Interactions: 0.000000000000          0.0000          0.00          0.
→00
```

```

Orbital Interactions:      0.000000000000      0.0000      0.00      0.
↪00
Region Bonding Energy:    -272.352918801950  -7411.1000  -170904.05  -715062.
↪49

Energy terms for job      2      jobsign:  1 (ADF job, SCF energy)
-----
↪--
Pauli Repulsion:          65.846536707515    1791.7754    41319.33    172880.
↪06
Electrostatic Interactions: -5.166530552507    -140.5884    -3242.05    -13564.
↪72
Orbital Interactions:     -66.098012956421   -1798.6184   -41477.13   -173540.
↪31
Region Bonding Energy:     -5.418006801413    -147.4315    -3399.85    -14224.
↪97

Energy terms for job      3      jobsign: -1 (MOPAC job, SCF energy)
-----
↪--
Pauli Repulsion:          0.000000000000      0.0000      0.00      0.
↪00
Electrostatic Interactions: 0.000000000000      0.0000      0.00      0.
↪00
Orbital Interactions:      0.000000000000      0.0000      0.00      0.
↪00
Region Bonding Energy:     -109.185918021950   -2971.1000   -68515.21   -286667.
↪59

-----
↪--
Total (multi-level) QUILD energy
-----
↪--
Quild Bonding Energy:      -168.585007581413   -4587.4315   -105788.70   -442619.
↪87
=====

```

## 4.8 Improved generation of primitive coordinates

A new subroutine is used for generating the primitive coordinates, which should lead to less and more important coordinates (icreate 7).

## 4.9 Frozen coordinates versus constraints

A number of Cartesian coordinates can be kept frozen (with the *FROZEN* (page 32) subblock), without the need to put additional constraints that may be sometimes awkward to put. This can be for instance be the case when the user wants to treat the active site of an enzyme and freeze certain atoms (e.g. the C? atoms) to mimic the effect of the protein environment.

## 4.10 Numerical gradients per region

The numerical gradients that can be used within QUILD are now completely generalized, and can be specified per region. For instance, if one wants to use the numerical gradient of a hybrid-metagga functional (such as e.g. mPBE0KCIS) for a small part of the total system, and the analytical gradient of a GGA for the rest, it is simple and straightforward to achieve this:

```
QUILD
  SMETAGGA mPBE0KCIS
  NR_REGIONS=2

  INTERACTIONS
    TOTAL      description 1
    REPLACE region 1  description 3 for description 2
  SUBEND

  REGION 1
    1-3
  SUBEND
  REGION 2
    4-6
  SUBEND
  DESCRIPTION 1 NEWMM
  ! MM input for NewMM, not explicitly shown here
  SUBEND

  DESCRIPTION 2 NEWMM
  ! MM input for NewMM, not explicitly shown here
  SUBEND

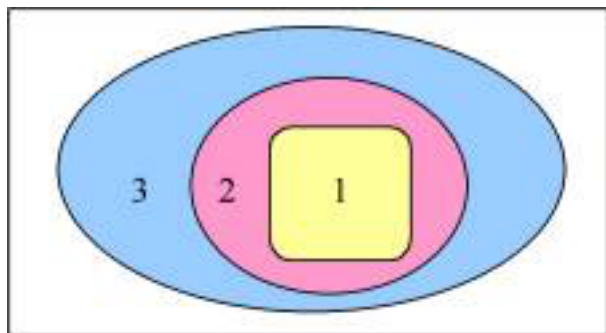
  DESCRIPTION 3 NUMGRAD MGGA
  BASIS
    type DZ
    core small
  END
  SCF
    Converge 1.0e-7 1.0e-7
    Iterations 99
    diis ok=0.01
  END
  INTEGRATION 7.0 7.0 7.0
  CHARGE 0.0
  METAGGA
  SUBEND

END
```

## BASIC PHILOSOPHY

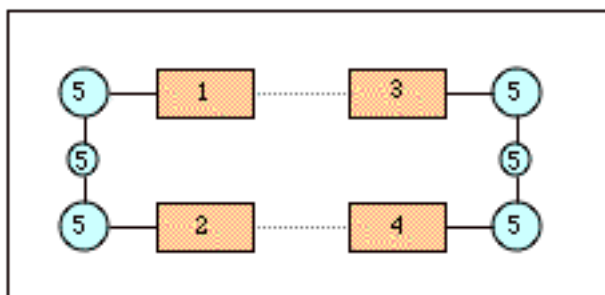
The QUILD program [1-2 (page 55)] has been developed for enabling calculations through multi-level approaches, in which different computational treatments are used for different regions of the system under study. The benefit of our multi-level approach is not only that it can be used to make the calculations cheaper and therefore feasible, but also that the best method for any type of interaction can be used as we need for DNA (*vide infra*). For describing DNA, we use one DFT functional for treating the complete system, and another for  $\pi$ -stacking between the DNA bases. This is achieved by making the definition of the regions flexible, i.e. there is no need to have a layered structure as in the ONIOM approach. An arbitrary splitting of the total system into different regions is permitted with, therefore, possibly overlapping regions; this resembles a quilt, hence the name of the program.

The different treatments currently possible are based on either quantum mechanics (QM) or force field molecular mechanics (MM). The MM part is provided through the NEWMM program that is included within the ADF [3-4 (page 55)] program package since the 2006.01 version. Density Functional Theory [5-7 (page 55)] is provided by the ADF program, while an interface for the ORCA program [ORCA (page 58)] is available for inclusion of Hartree-Fock (RHF/UHF), Möller-Plesset (MP2) or semi-empirical (e.g. AM1, PM3) calculations. New in the 2009.01 version is the inclusion of DFTB (for Density Functional Tight Binding), Mopac (semi-empirical, e.g. PM6), and a generic (QM) program that allows the user to apply his/her own program. In all these cases, the other programs are used as black-box programs to deliver the energy and gradient, i.e., QUILD writes the inputfiles, runs the black-box programs, collect the data, makes new coordinates, and repeats this process until the geometry is optimized.



The application of multi-level (QM/QM or QM/MM) approaches within computational chemistry studies is ever more often used, since it permits to use a highly accurate method for the most important region while treating the interactions with the surrounding regions at a lower, yet sufficiently accurate method. The QM/MM setup (see Figure), where only the region of interest (region 1, in yellow) is treated with quantum chemistry methods while the interactions with and within the surrounding regions is described with classical molecular mechanics force fields, is the computationally most economical multi-level approach. Its accuracy and applicability depend largely on the accuracy and availability of force field parameters for the system under study. Specialized force fields are available for certain classes of chemical systems, such as the AMBER95 force field [8 (page 55)] for proteins and nucleic acids, which is included within the ADF program package using the NEWMM program. *However, the treatment of large biochemical systems containing thousands of atoms with QUILD is not to be advised due to the making of the adapted delocalized coordinates, involving a diagonalization step that is not feasible for systems with more than ca. 700 atoms (estimated). Treating large biochemical systems are best performed by the QM/MM scheme [9-11 (page 55)] in ADF.*

Because of the computational efficiency, the availability of basis sets for the whole Periodic System, and the generally accurate results, Density Functional Theory (DFT) has become the method of choice for the majority of recent computational chemistry studies and can these days almost routinely be used for relatively large system sizes of up to hundred of atoms (the largest system used with ADF in single-point calculations contained ca. 1200 atoms; the largest system used within geometry optimizations contained ca. 700 atoms) [12-20 (page 55)]. However, one must always remain cautious with the choice of DFT functional and/or basis set, and make sure that the particular functional is able to give a correct description for the interactions that are important for the system under study. For instance, the performance of functionals that include the recent OPTX exchange functional [21 (page 56)] is superior to those containing Becke88 exchange [22 (page 56)], for instance for the accuracy of geometries [23-24 (page 56)], spin state splittings [25-26 (page 56)], reaction barriers [23,27-28 (page 56)], or zero-point vibrational energies [23 (page 56)]. As the improvements can be linked directly to the specific formulation of the OPTX functional [26,29 (page 56)] and its resulting improved performance for atomic exchange energies [21 (page 56)], one would naively think that inclusion of the OPTX functional would always lead to improved performance. Unfortunately, this is not the case for weakly bound systems, as shown recently for hydrogen-bonding [30 (page 57)] and  $\pi$ -stacking [31 (page 57)] in DNA. Moreover, a functional that performs well for hydrogen-bonding interactions (BP86 [22,32 (page 56)]) [30,33-37 (page 57)] does not necessarily give equally good results for  $\pi$ -stacking [31 (page 57)]. As a result, at present there does not seem to be a DFT functional that is equally accurate for hydrogen-bonding,  $\pi$ -stacking and intramolecular interactions. Therefore, for a study on the structure of DNA duplexes, the multi-level QM/QM approach [2 (page 55)] is needed with one DFT functional for the description of hydrogen-bonding interactions, and another for the description of  $\pi$ -stacking, which can be exploited within the QUILD scheme.

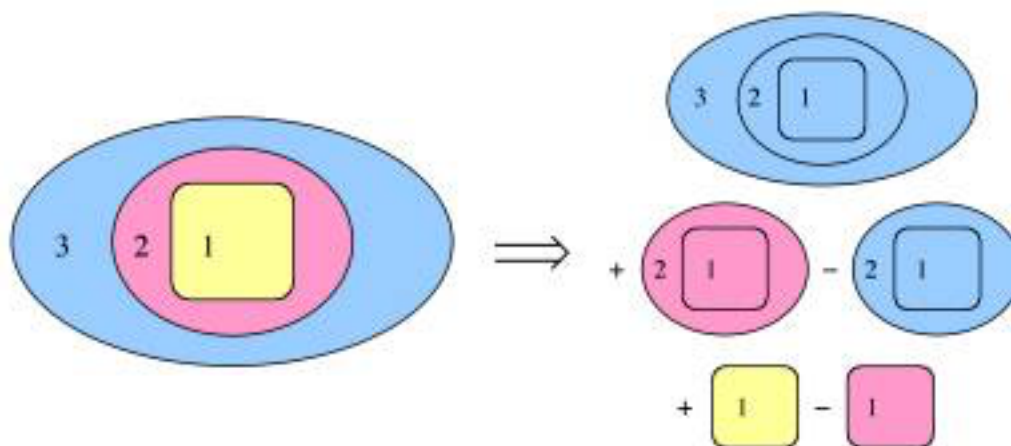


In the Figure above, a schematic structure of DNA is presented with the bases (regions 1 to 4, in orange), and sugars and phosphate backbone (region 5, in cyan). Since BP86 works well for intramolecular interactions and hydrogen-bonding interactions, but not for  $\pi$ -stacking, BP86 is used for the whole system, and for the  $\pi$ -stacking its interactions are replaced by LDA.



## MULTI-LEVEL ENERGY EXPRESSION

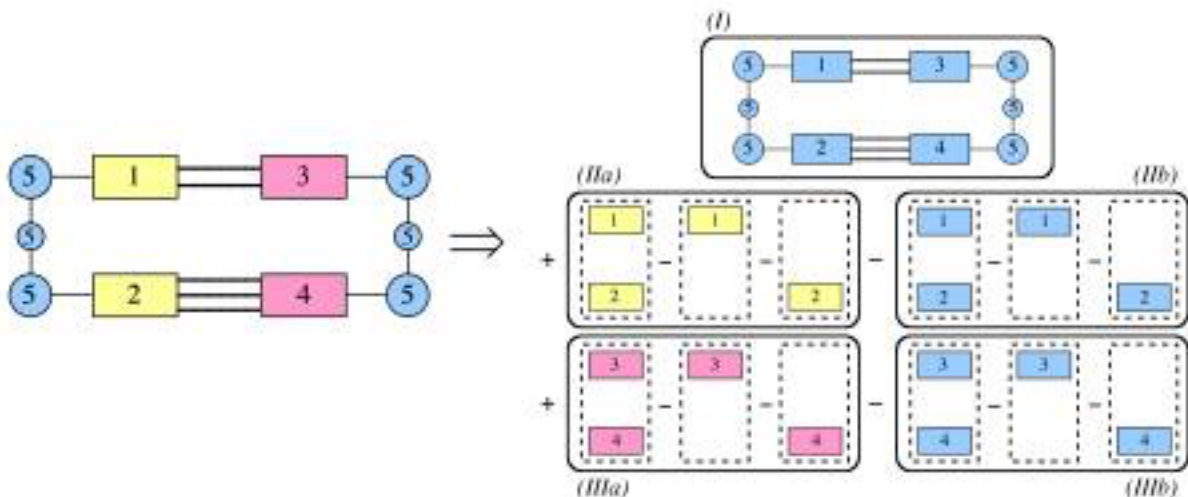
Similar to the ONIOM approach [38-39 (page 57)] the total energy within the multi-level approach is obtained by combining the different energies, for instance, for the interactions in a protein depicted schematically below, with the active site (region 1, in yellow), the rest of the protein (region 2, in pink) and solvent (region 3, in blue).



Suppose we want to treat the active site using a GGA functional in a large basis set, the rest of the protein by LDA in a small basis, and the solvent at MM level. The energy expression is then obtained by a sequence of 5 jobs:

$$E = E_{\text{MM}}(1,2,3) + E_{\text{LDA}}(1,2) - E_{\text{MM}}(1,2) + E_{\text{GGA}}(1) - E_{\text{LDA}}(1)$$

First, the total system is described at the MM level (top-right), then the MM description for regions 1 and 2 is replaced by LDA (middle-right), and finally the LDA description for region 1 is replaced by the GGA description (bottom-right). This splitting up of the total system into different jobs is fully automated, the user only has to assign the different regions and give descriptions for the QM and MM methods to be used.



A second example of using a multi-level approach is posed by the application to DNA. In this case we do not want to replace all interactions within one region, but merely the *interaction* between two different regions. This is again achieved by a sequence of jobs, as indicated in the figure above on the right hand side. First, we have a BP86 job for the whole system (top, in blue). Second, we add the LDA interaction energy for the left-side stacked basepair in a series of three jobs (middle, in yellow) and remove the corresponding BP86 interaction energy (middle, in blue). Third, we add the LDA interaction energy (bottom, in pink) and remove the corresponding BP86 interaction energy (bottom, in blue) for the right-side stacked basepair.

The corresponding input for the second example would be schematically:

```

QUILD
NR_REGIONS 5

REGION 1
  17-30
SUBEND
REGION 2
  77-91
SUBEND
REGION 3
  47-60
SUBEND
REGION 4
  111-122
SUBEND
REGION 5
  1-16 31-46 61-76 92-110 123-125
SUBEND

DESCRIPTION 1
  CHARGE -2
  XC
    GGA Becke-Perdew
  END
  BASIS
    type TZ2P
    core SMALL
  END
SUBEND
DESCRIPTION 2
  
```

```

XC
  GGA Becke-Perdew
END
BASIS
  type TZ2P
  core SMALL
END
SUBEND
DESCRIPTION 3
  BASIS
    type TZ2P
    core SMALL
  END
SUBEND

INTERACTIONS
  TOTAL      description 1
  INTXN region 1 region 2      description 3 for description 2
  INTXN region 3 region 4      description 3 for description 2
SUBEND

END

```

Next, we provide a line-by-line explanation of the above input:

QUILD

All input relevant for performing the QUILD job must be specified within a QUILD block. QUILD takes care of the remaining input that is needed in runs of ADF or other programs that are invoked (in a “black-box” manner) by QUILD. Exceptions are, for example, GEOMETRY, GEOVAR, etc., which are specified according to the ADF input syntax. Thus, detailed input parameters for the various programs that QUILD communicates with can be passed through to these programs via the QUILD input block (within DESCRIPTION subblocks, see below). Therefore, any option that is available in ADF (ZORA, COSMO, LDA, GGA, MGGA, HYBRIDS) or in the other programs (NEWMM, ORCA, DFTB, MOPAC, GENERIC) is also available in QUILD.

NR\_REGIONS 5

The number of regions is set to five. The definition of the atoms that belong to each region is given in the REGION subblocks below:

```

REGION 1
  17-30
SUBEND
REGION 2
  77-91
SUBEND
REGION 3
  47-60
SUBEND
REGION 4
  111-122
SUBEND
REGION 5
  1-16 31-46 61-76 92-110 123-125
SUBEND

```

In the above example, atoms 17 to 30 make up region 1 (an equivalent input would be to specify each atom number

individually, i.e.: “17 18 19 20 21 22 23 24 25 26 27 28 29 30”), atoms 77 to 91 region 2, atoms 47 to 60 region 3, atoms 111 to 122 region 4, and the remaining atoms region 5. *It is not necessary to define all regions explicitly: the first job (with the description as defined by the TOTAL line in the INTERACTIONS\* subblock) includes all atoms automatically. Only those regions which are explicitly used within the\*INTERACTIONS\* subblock need to be defined, i.e. in this case the definition of region 5 is not actually used.\** Note that the atom numbers are obtained by counting consecutively the atoms in the ATOMS block on input.

```
DESCRIPTION 1
  CHARGE -2
  XC
    GGA Becke-Perdew
  END
BASIS
  type TZ2P
  core SMALL
END
SUBEND
DESCRIPTION 2
  XC
    GGA Becke-Perdew
  END
BASIS
  type TZ2P
  core SMALL
END
SUBEND
DESCRIPTION 3
  BASIS
  type TZ2P
  core SMALL
END
SUBEND
```

Given here are the different descriptions that are needed for the BP86 and LDA treatments of the different regions. Note that there are two different descriptions using BP86, one (DESCRIPTION 1) for the complete system that has total charge -2, and a second one (DESCRIPTION 2) for the interaction between two stacked bases. For non-ADF (i.e. NEWMM, ORCA, DFTB, MOPAC, or GENERIC) jobs, on the first line of the corresponding DESCRIPTION subblock it should say so, as given in the example below for description 4 (HF/STO-3G with ORCA):

```
DESCRIPTION 4 ORCA ! Options are ADF, DFTB, NEWMM, MOPAC, ORCA, GENERIC
  %coords
    mult 2
    charge -1
  end
  %method method hf
  end
  %basis basis sto_3g
  end
SUBEND
```

Note that in case of geometry optimizations where one of the jobs uses ORCA, the run-type (keyword runtyp) should be set to “gradient” in order that a “job\*.engrad” file is written (by ORCA) that contains the ORCA energy and gradient. The QUILD program will automatically add this runtyp keyword to the corresponding input block. If the ORCA job deals with either an unrestricted job, or with a non-zero charge, it is best to put these data in the %coords block as shown above.

Together with the general input (apart from ATOMS, GEOMETRY, etc. blocks that are automatically generated by the QUILD program) the contents of these DESCRIPTION subblocks will constitute the “black-box” inputfile for the

different programs. If there are differences in charge (*vide supra*), the charges of the total system and the regions should be given in these DESCRIPTION subblocks. Also when either the region is Unrestricted and the total system not (or vice versa), the description of being unrestricted (or not) should be given in the DESCRIPTION subblocks. Note that the general input contents is pasted only into input files for programs within the ADF program package, for external programs such as ORCA **only the automatically generated atomic coordinates part and the part given in the DESCRIPTION subblock is put into the input file for the ORCA job.**

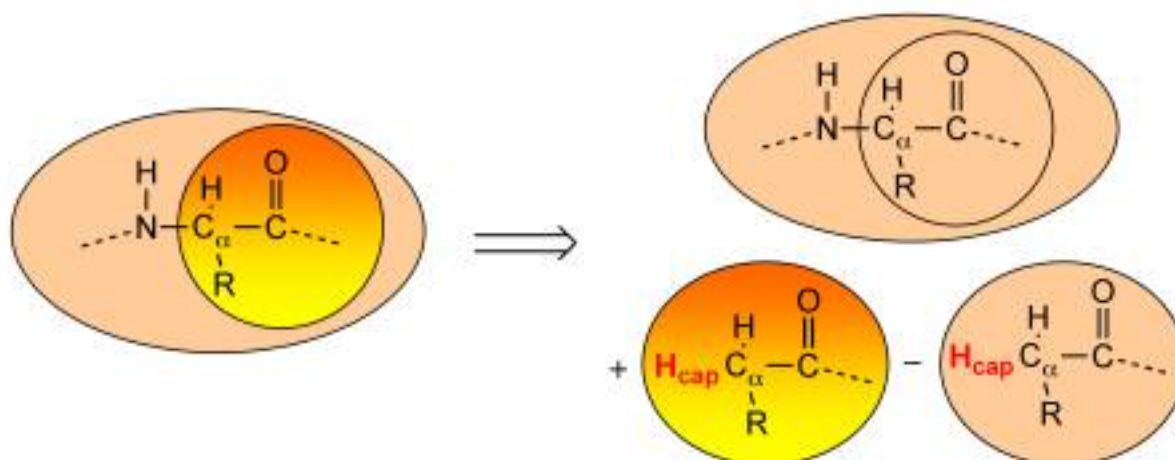
```
INTERACTIONS
  TOTAL      description 1
  INTXN region 1 region 2      description 3 for description 2
  INTXN region 3 region 4      description 3 for description 2
SUBEND
```

This is the subblock that determines how the multi-level job is setup. The total system will be treated by description 1, i.e. BP86 for all atoms. Then in the second line, the BP86 interaction between regions 1 and 2 is replaced by the corresponding LDA interaction. In the last line, the BP86 interaction between regions 3 and 4 is replaced by the LDA interaction. In total there are therefore 5 ADF(jobs per geometry cycle. When the ADF program package is setup to run in parallel, and this is taken care of properly in the \$ADFBIN/start script, then also within QUILD this is used. At present no attempt has been made yet to prepare the interface for the parallel version of ORCA, the user is responsible for installing the ORCA program.



## ADDERMOVE METHOD FOR CAPPING ATOMS

Whenever the definition of a region splits through a covalent bond (or better put, whenever QUILD notices that there are dangling bonds within a certain job), it will automatically add capping atoms to satisfy the valence of the boundary atoms (see for instance Figure below). For the moment, the program automatically adds hydrogen as capping atoms, which in the future may be changed to include other elements as well, if needed.



The capping atoms are added according to the AddRemove methodology [40 (page 57)], in which the capping atoms follow the position of the real atoms in the total system. I.e. the capping atoms are positioned along the vector of the dangling covalent bond, and at a distance that corresponds to the sum of the covalent radii of the capping atom and the atom to which the capping atom is attached. Because the capping atoms are added to the active site for both the high- and low-level QM calculation, with a presumably similar effect in both cases, the interactions of the capping atoms with the true active site atoms are in good approximation canceled out (the total effect is removed) between the lower- and higher-level QM calculations. Within the AddRemove model, the energy and gradients are treated in similar fashion (unlike other models that project the gradients of the “artificial” capping atoms onto the gradients of the “real” atoms). The AddRemove model was previously [40 (page 57)] shown to perform well for geometries around the boundary between the QM and MM region in QM/MM calculations.

In summary, the AddRemove model [40 (page 57)] has several advantages: it is simple, the energy and gradients (and Hessian) are treated in similar fashion (unlike other models that for instance project the gradients of the capping atoms onto the gradients of the real atoms). Furthermore, the capping atoms follow the real atoms, at a predefined distance, and therefore no artificial degrees of freedom are added by including the capping atoms. In a strict sense, one could even argue that the replacement of the interactions of the capping atoms is performed consistently with the choices made for the multi-level approach.

There is only one case where the use of the AddRemove model within the QUILD program is not straightforward, and that is posed by MM regions with dangling bonds (see Figure above, bottom right). The description of the MM region depends explicitly on a force field, that in turn needs for each atom in the MM region an atomtype that should be

supplied by the user on input, together with all connection tables for all atoms. As the QUILD program automatically adds capping atoms ( $H_{\text{cap}}$  in the Figure above), the DESCRIPTION subblock for the NEWMM description of the capped region (Figure above, bottom right) should include the atomtype and connections for the automatically added capping (hydrogen) atoms.

The program checks for each job in a multi-level scheme, if they have atoms with dangling bonds. It does this by going over all regions that are included in that particular job; the order in which the regions are checked depends on how the regions are given on input (!). For instance, in the following line, region 2 is checked first and then region 1 as second:

```
REPLACE region 2 region 1      description 3 for description 2
```

For checking the dangling bonds in each region, the program goes sequentially through all atoms and checks if they belong to that particular region; if so, and if the atom has a dangling bond (as the  $C_{\alpha}$  atom has in the Figure above) a capping atom is added, which is positioned along this dangling bond.

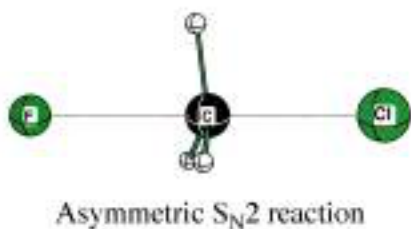


## IMPROVED GEOMETRY OPTIMIZATION

One of the strong points of the QUILD program [1-2 (page 55)] apart from its flexible setup of the multi-level approach, is its enhanced geometry optimization capabilities. These result in part from the use of adapted delocalized coordinates [41 (page 57)], a modification of the original delocalized coordinates setup [42 (page 57)], that enables the use on weak coordinates as well. Further enhancements are obtained through the use of regulated GDIIS [43-44 (page 57)], Restricted Second Order model (trust region) [45-46 (page 58)], and a model Hessian [41 (page 57)]. The latter includes the generation of a model Hessian for transition state searches by preparing the initial Hessian with the correct curvature and number of negative eigenvalues, which moreover correspond to the reaction coordinates (TSRC) for the transition state under study. The user has to specify on input what the relevant TSRC coordinates are, which will not only be used for the generation of the initial Hessian, but also to select the appropriate Hessian eigenvector when there are more (or less) than 1 negative Hessian eigenvalues.

The details of setting up the delocalized coordinates, its adaptation to facilitate the use on weak and strong coordinates, and their characteristics can be found in refs. [41 (page 57)] and [2 (page 55)]. Here we briefly mention the performance of the QUILD program for the Baker test set (a set with 30 organic molecules) and a test set with 18 weakly-bound molecules [2 (page 55)]. For the Baker set, we need 167 iterations to fully converge all molecules to a gradient of  $3.0 \cdot 10^{-4}$  a.u. at RHF/STO-3G (results obtained using the interface to ORCA), and 164 at PW91/TZ2P. For comparison, the old-style optimizer in ADF using Cartesians needed 222 iterations. For the weakly-bound set, we need 175 iterations to fully optimize the molecules to a gradient of  $1.0 \cdot 10^{-5}$  a.u. at PW91/TZ2P. Again for comparison, the old-style optimizer in ADF using Cartesians needed 748 iterations.

As an example, below is the relevant input for performing a transition state search for the bimolecular nucleophilic substitution reaction of fluoride on methyl chloride (see figure):



```
Geometry
  TransitionState
End

QUILD
  TSRC
    dist 1 5
    dist 1 6
  SUBEND
END
```

```

ATOMS
  C      0.000000    0.000000    0.000000
  H     -0.530807    0.919384693    0.112892
  H     -0.530807   -0.919384693    0.112892
  H      1.061614    0.000000    0.112892
  Cl     0.000000    0.000000   -2.124300
  F      0.000000    0.000000    2.019100
END
Charge -1

INTEGRATION 6.0 6.0

SCF
  converge 1.0e-6 1.0e-6
  diis ok=0.01
  iterations 99
END

```

The QUILD program will scan the input for the existence of a Geometry block (that indicates that QUILD should do an optimization), and will scan the Geometry block for the presence of the TransitionState keyword. If it is found, it will set the number of negative Hessian eigenvalues that are needed (nrnegneed) to 1, otherwise it will remain 0.

The QUILD block should in this case contain a TSRC subblock where the coordinates involved in the transition state are given. In the example above, there are two TSRC coordinates, the C-Cl and the C-F bond, as indicated by the atom numbers. For the construction of the initial Hessian, a negative force constant is assigned to these coordinates. For instance in the outputfile, first the definition is given for the primitive coordinates as they are constructed by the QUILD program (with the TSRC coordinates shown below in blue):

```

Number of MM coordinates (valence,intramol,intermol) :   32 (   32,    0,    0)
-----
                        valence coordinates
-----
  1  bnd                2      1      0      0      1      1.02076
  2  bnd                3      1      0      0      1      1.02076
  3  bnd                4      1      0      0      1      1.02076
  4  bnd                5      1      0      0      1      0.50000
  5  bnd                6      1      0      0      1      0.50000
  6  ang                3      1      2      0      2      0.90892
  7  ang                4      1      2      0      2      0.90892
etc.

```

Further down in the output, the force constants for the different MM coordinates are shown (with the ones for the TSRC coordinates given in blue):

```

Force Constants used:

  bnd    1    0.40831    bnd    2    0.40831    bnd    3    0.40831    bnd    4    0.40831
  ↪ -0.03252
  bnd    5   -0.02804    ang    6    0.20839    ang    7    0.20839    ang    8    0.20839
  ↪ 0.20839
etc.

```

which are also coupled with each other:

```

Off-diagonal TSRC Hessian-element :           5           4   -0.04271   -0.02804   -
  ↪ 0.03252

```

And finally, the contributions of the TSRC coordinates to the Hessian eigenvalues is reported:

```

Weight TSRC-coord      1      4      1.00000 Flindh      0.50000
Weight TSRC-coord      2      5      1.00000 Flindh      0.50000

Contributions of TSRC coordinates to negative Hessian eigenvalue      1 is      0.99996
Contribution from primitive      5      0.49998      Bnd      F      6      C      1
Contribution from primitive      4      0.49998      Bnd      CL     5      C      1
Contribution from primitive     17      0.00001      Imp      H      3      C      1      H      4
↪      H      2
Contribution from primitive     15      0.00001      Imp      H      4      C      1      H      2
↪      H      3
Contribution from primitive     16      0.00001      Imp      H      4      C      1      H      3
↪      H      2

Contributions of TSRC coordinates to all Hessian eigenvalues:
Eigval      1     -0.07305      Contrib_All      0.99996      per_tsrc      0.49998      0.49998
Eigval      2      0.01248      Contrib_All      0.93816      per_tsrc      0.46908      0.46908

```

As a result, the optimization converges within 10 cycles:

```

QUILD summary for sn2_ts_orig.out

Stp#      Energy      Gmax,adf      Grms,adf      Gmax,deloc.      Grms,deloc.      Symm
↪ #negH
      (kcal/mol)      (a.u.)      (a.u.)      (a.u.)      (a.u.)
=====
1      -620.9561      0.007101756      0.003028991      0.011855992      0.003715738      C (3V)
↪ 1
2      -620.8929      0.023635611      0.007391899      0.013690739      0.005638699      C (3V)
↪ 1
3      -621.2068      0.016710875      0.005351311      0.026217447      0.007807519      C (3V)
↪ 1
4      -620.8176      0.004699225      0.001709580      0.011879183      0.003484516      C (3V)
↪ 1
5      -620.3782      0.008811234      0.002829390      0.018504386      0.005671159      C (3V)
↪ 1
6      -620.8564      0.001689444      0.000533251      0.002432001      0.001015262      C (3V)
↪ 1
7      -620.9381      0.002213820      0.000584005      0.000987755      0.000448095      C (3V)
↪ 1
8      -620.8942      0.000576597      0.000161025      0.000424960      0.000141833      C (3V)
↪ 1
9      -620.8840      0.000112994      0.000037557      0.000241219      0.000074629      C (3V)
↪ 1
10     -620.8831      0.000010191      0.000003368      0.000021158      0.000006610      C (3V)
↪ 1
+++++
      Geometry CONVERGED !!!
      Energy at optimized geometry :      -620.8831 (kcal/mol)
+++++

```

Additionally, the QUILD optimizer allows to constrain bonds, angles or dihedrals during the optimization, in which it uses the method by Baker [47 (page 58)]. This method has the nice feature that the constraints do not have to be met in the initial geometry, but are enforced through the use of Lagrangian multipliers. The ability of adding constraints has been extended to perform a LinearTransit, i.e. a series of constrained optimizations, that can be used to scan a potential energy surface as function of e.g. a bond. For the  $S_N2$  reaction shown above, the relevant input to do a LinearTransit would be:

```
QUILD
  nrlt 11
  CONSTR
    dist 1 6 2.5 1.5
  SUBEND
END
```

This means that the C-F distance is reduced (while constrained) in 11 steps, starting from 2.5 Å and going to 1.5 Å, in steps of 0.1 Å. All other coordinates are free to optimize in this example, however a combination of more than one constrained coordinates is possible; either by including them also as LT coordinate, or simply as constraint.

## SPECIAL CASES

Because the QUILD program serves as a wrapper around the ADF, NEWMM and ORCA programs, it has additional capabilities that may not be present within these programs themselves. A numerical evaluation of the energy gradients in QUILD enables the use of geometry optimization techniques for any methodology within either of these programs, also for those for which only the energy expression is known or implemented (for instance meta-GGA or hybrid functionals, or excited states within ADF) and for which geometry optimizations are otherwise out of reach (see for example ref. [27 (page 56)] for geometry optimizations with meta-GGA functionals, and ref. [2 (page 55)] for optimizations of excited state and spin-orbit geometries). It should be noted that because of the numerical evaluation of the gradients, requiring  $6N+1$  energy calculations per geometry step (with  $N$  the number of atoms), these calculations do require a significantly larger CPU-time. Note that the capabilities of ADF will change during the years, and some of the remarks above may not be completely true anymore. Spin-orbit coupled optimizations in ADF are possible in ADF2007. In ADF2009 some hybrid, meta-GGA and meta-hybrid functionals can be used during the SCF and for optimizations (analytical gradient).

A second additional capability is the possibility to perform a geometry optimization for the pure spin states in systems that suffer from spin contamination. The spin contamination is simply projected out, not only for the energy but also for the gradient (and Hessian), by performing two consecutive jobs, one for the contaminated spin state, a second with the multiplicity increased (that is mixed in into the contaminated job). For instance, the following example gives an example input:

```
QUILD

INTERACTIONS
  TOTAL  description 1
  S2CORR description 2
SUBEND

DESCRIPTION 1
  CHARGE 0.0 1.0
  Unrestricted
SUBEND
DESCRIPTION 2
  CHARGE 0.0 3.0
  Unrestricted
SUBEND

END
```

See ref. [25 (page 56)] for an example of using this setup on a spin-contaminated system.



## HOW TO CALL THE PROGRAM

The QUILD program is available in the general 2009.01 release of ADF, and should be called in similar fashion as ADF, e.g.

```
#!/bin/sh

$ADFBIN/quild << eor
! Normal ADF input, maybe extended with a QUILD inputblock (see below)
eor
```

The user is responsible for the installation of external programs such as ORCA, MOPAC or a GENERIC program. For the use of ORCA, the user should make sure that the following works:

```
orca quildjob.1.inp
```

and gives the corresponding quildjob.1.egrad file.

For the use with MOPAC the 2009 version of Mopac is needed (see <http://openmopac.net>) (<http://openmopac.net>), and SCM\_MOPAC should be set to the location where MOPAC is installed. The first line of the MOPAC subblock should contain the AUX(0) directive, as in the following example:

```
DESCRIPTION 3 MOPAC
  AUX(0) BONDS CHARGE=0 SCFCRT=1.0D-8 PM3 1SCF GRAD
  Coordinates generated by ADFinp (c) SCM 1998-2008
SUBEND
```

Finally, note that the MOPAC subblock should contain 2 lines !

For the use of QUILD with a GENERIC program, the input is straightforward:

```
DESCRIPTION 3 GENERIC
  ! Here the specific input for the user-provided GENERIC program
SUBEND
```

It should be noted that by default, QUILD will use \$ADFBIN/quild\_generic as script for use with the GENERIC subblock (this example script facilitates the use of HONDO). However, this can be overridden by setting the environment variable \$QUILD\_GENERIC to a user-provided script (see also the *GENERIC* (page 36) description).





## INPUT DESCRIPTION

### 11.1 Relevant Keywords in QUILD block

name	default	description
CVG_ENR	1.0e-5	Convergence criterium for energy (when IDCVG $\geq 2$ )
CVG_GRD	1.0e-4	Convergence criterium for maximum component of gradient; depending on the value of IDELOCAL, either the delocalized or Cartesian gradient is checked
CVG_STP	1.0e-4	Convergence criterium for maximum component of step (when IDCVG $\geq 2$ )
DIFSTEP	1.0e-5	Stepsize for numerical differentiation (with numerical gradients/Hessian)
I_ADD_DUMMIES	1	Index to do (1) or do not (0) add dummy atoms for avoiding (nearly-)linear angles
ICREATE	7	Index which method to use for generating the primitive coordinates
IDCVG	1	Index how to signal convergence:
		1. check nr. of negative Hessian eigenvalues is correct and max. component and rms value of gradient are less than the convergence criterium (see CVG_GRD)
		3. same as 1, but both max. component of step and change in energy should be less than their respective convergence criteria (see CVG_STP and CVG_ENR)
		2. same as 3, but only of the additional criteria has to be fulfilled
IDELOCAL	1	Kind of coordinates to use in the geometry optimization:
		1. adapted delocalized coordinates
		0. Cartesian coordinates

Continued on next page

Table 11.1 – continued from previous page

IDIIS	3	Kind of GDIIS equations to use:
		0. original GDIIS
		1. same as 0, but with Farkas-Schlegel rules applied
		2. use gradient as error vector
		3. same as 2, but with Farkas-Schlegel rules applied
		4. use 'energy' vector as error vector
		5. same as 4, but with Farkas-Schlegel rules applied
IDSTEP	5	Step to take:
		1. RSO for minimizations, RFO (Baker) for TransitionStates
		3. RFO (Baker) always
		5. Generalized RSO (Swart) using image-function for TransitionStates
IEXCST	1	Number of excited state to use for numerical gradients By default for singlet excited state; triplet excited state can be used by adding ONLYTRIP keyword to EXCITATIONS block on input
IHOPT	3	Index for force constants method to use for initial Hessian:
		0. Baker (0.5 bonds, 0.2 angles, 0.1 dihedrals)
		1. Thomas Fischer
		2. simplification of Lindh
		3. Swart-Bickelhaupt scheme
		7. Swart generalized scheme (works well for close to minima)
IHUPD	-1 cq. 4	Index for Hessian update scheme:
		1. BFGS for Hessian (-1 BFGS for inverse Hessian)
		2. Powell-symmetric-Broyden, PSB (for Transition States)
		3. Murtagh-Sargent (Symmetric Rank-One, SR1)
		4. Bofill weighted combi of PSB and SR1 (for Transition State)
		5. Farkas-Schlegel weighted combi of BFGS and SR1
		6. Bakken-Halgaker combi of BFGS and SR1
IQUILD_OUTPUT	1	Amount of output requested, debug output $\geq 2$
IRESTART	0	Index if ADF/ORCA jobs should restart from t21.files from previous geometry
		< 0 ORCA uses restart, ADF not

Continued on next page

Table 11.1 – continued from previous page

		> 0 both ORCA and ADF use restart
ITRUST	0	Index if dynamic trust radius should be used (1) or not (0)
MXDIIS	5	Maximum number of GDIIS vectors to use
MXGEO	50	Maximum number of geometry cycles (overrides value read from ITERATIONS in GEOMETRY block)
NR_REGIONS	1	Number of different regions for multi-level approach
NRLT	0	Number of LinearTransit steps
RTRUST	0.20	Trust radius value
SMETAGGA	.	String for functional from METAGGA post-SCF scheme to use for numerical gradients, should be given exactly as on METAGGA output
TRUST_ALFA	1.20	Factor to increase trust radius with if $\Delta$ energy agrees with model prediction
TRUST_BETA	0.70	Factor to decrease trust radius with if $\Delta$ energy does not agree with model
TRUST_GOOD	0.80	Lower threshold for increasing trust radius
TRUST_RMIN	0.40	Upper threshold for increasing trust radius

The other keywords that are printed in the output are for debug purposes, under development, or of technical nature. More information about them can be obtained (if needed) from SCM or M. Swart.

## 11.2 CONSTR subblock in QUILD block

Constraints can be supplied in the CONSTR subblock of QUILD. Below are the different options that are possible:

```

QUILD
  CONSTR
    dist  1 2      0.9
    angle 1 2 3    120.0
    dihed 1 2 3 4  100.0
    x      1      0.0   ! only with idelocal=0
    y      1      0.0   ! only with idelocal=0
    z      1      0.0   ! only with idelocal=0
  SUBEND
END

```

The units of these constraints are determined by the parameters in the UNITS block. The numbers in this subblock refer like usual to the atom numbers, as they are found in the ATOMS block.

A special case is observed for LinearTransit calculations, as given in the example below.

```

QUILD
  nrlt 11
  CONSTR
    dist 1 2      1.0    2.0
    angle 1 2 3    120.0  70.0
  SUBEND
END

```

Here there are two LinearTransit coordinates, i.e. the distance between atoms 1 and 2 and the angle 1-2-3. The distance between atoms 1 and 4 is a simple constraint throughout the whole calculation.

## 11.3 FROZEN subblock in QUILD block

Another way to introduce constraints is by freezing certain atoms. This can be achieved with the FROZEN subblock of QUILD, where either all three Cartesian (x, y, z) coordinates of an atom (or a series of atoms) can be frozen, or only one of the three:

```

QUILD
  FROZEN
    x      1-37    ! the X-coordinates of atoms 1 to 37 are kept frozen
    xyz    48-256  ! the X,Y,Z-coordinates of atoms 48 to 256 are kept frozen
  SUBEND
END

```

## 11.4 SYMROT subblock in QUILD block

Sometimes, one wants to lower the symmetry because of more convenient descriptions of d-orbitals of transition metals for instance. In that case, if one still wants to maintain the higher symmetry for the geometry, one can use the SYMROT subblock to rotate the coordinates. For instance, for  $\text{Fe(II)(Cl)}_4^{2-}$  with  $T_d$  geometric symmetry, the Fe d-orbitals are not conveniently separated. This might be better done within  $C_{2v}$  symmetry:

```

Symmetry C(2v)

QUILD
  Symgeo T(d)
  Symrot
    -0.7071067811865475 -0.7071067811865475 0.0
    -0.7071067811865475 0.7071067811865475 0.0
    0.0                  0.0                1.0
  Subend
End

Atoms
  Fe      0.000000000  0.000000000  0.000000000
  Cl      -1.326583289  1.326583289  1.326583289
  Cl      -1.326583289 -1.326583289 -1.326583289
  Cl       1.326583289  1.326583289 -1.326583289
  Cl       1.326583289 -1.326583289  1.326583289
End

```

This transforms the coordinates from  $T_d$  symmetry:

## Atomic coordinates

atom ↪ (angs)	nr	x (Bohrs)	y (Bohrs)	z (Bohrs)	x (angs)	y (angs)	z (angs)
-----							
↪-----							
FE	1	0.00000	0.00000	0.00000	0.00000	0.00000	0.
↪00000							
CL	2	-2.50688	2.50688	2.50688	-1.32658	1.32658	1.
↪32658							
CL	3	-2.50688	-2.50688	-2.50688	-1.32658	-1.32658	-1.
↪32658							
CL	4	2.50688	2.50688	-2.50688	1.32658	1.32658	-1.
↪32658							
CL	5	2.50688	-2.50688	2.50688	1.32658	-1.32658	1.
↪32658							

to  $C_{2v}$  symmetry:

## SYMMETRY C (2V)

## Atoms

FE	0.000000000	0.000000000	0.000000000
CL	0.000000000	1.876072079	1.326583289
CL	1.876072079	0.000000000	-1.326583289
CL	-1.876072079	0.000000000	-1.326583289
CL	0.000000000	-1.876072079	1.326583289

End

The particular rotation matrix to be used depends on the choice made by the user for how to represent the molecule in the lower symmetry (see ADFinput how to impose symmetry).

## 11.5 TSRC subblock in QUILD block

The Transition State Reaction Coordinates that are used to construct the special initial Hessian, should be given in the TSRC subblock of QUILD. Similar to the CONSTR subblock, the distances, angles, or dihedrals should be specified, one per line, with atom numbers. The atom numbers should refer to the atoms as they are found in the ATOMS block.

```
QUILD
  TSRC
    dist  1 2
    angle 1 2 3
    dihed 1 2 3 4
  SUBEND
END
```

## 11.6 REGION subblocks in QUILD block

The definition of the different regions should be given in REGION subblocks of QUILD. Although the program counts the number of regions itself, it should be regarded good practice to make sure that the NR\_REGIONS keyword corresponds to the correct number of REGION subblocks.

```
QUILD
  NR_REGIONS 2
```

```

REGION 1
  1-11
SUBEND
REGION 2
  12 14 13 15 16 17 19 18 22 21 20
SUBEND
END

```

The order in which the atom numbers are given does not matter, and in order that the input is easier to make and read, shortcuts are introduced. For instance, the “1-11” shortcut corresponds to “1 2 3 4 5 6 7 8 9 10 11” etc. Unlike other multi-level approaches, there is no need to have a shell structure for the different regions. I.e., the regions can overlap, or be defined as given above for DNA.

## 11.7 ADDREMOVE subblock in QUILD block

There is no ADDREMOVE subblock of QUILD active yet, but in the future it will be added to be able to control how the capping atoms will be added in the case of regions with dangling bonds. I.e., which elements should be added, and so on. For the moment, only hydrogens will be added, which works without problems for QM/QM and/or QM/MM calculations on DNA, or simple peptides. Future developments should decide whether this needs to be adapted.

## 11.8 DESCRIPTION subblocks in QUILD block

In case of multi-level jobs, where different regions are treated with different methodologies, the different methodologies should be given in the DESCRIPTION subblocks.

```

QUILD
  DESCRIPTION 1 ADF [NUMFREQ]
    XC
      GGA OPBE
    END
  BASIS
    type TZ2P
    core NONE
  END
SUBEND
DESCRIPTION 2 ADF NUMGRAD
  XC
    HYBRID B3LYP
  END
  basis
    type DZ
    core NONE
  end
SUBEND
DESCRIPTION 3 ORCA NUMFREQ
  %method method hf
  runtyp gradient
end
%basis basis sto_3g
end
%coords
  mult 2
  charge -1

```

```

end
SUBEND
DESCRIPTION 4 NEWMM NUMFREQ
  QMMM
    FORCE_FIELD_FILE $ADFRESOURCES/ForceFields/amber95.ff
    QMMM_INFO
      -1   OW  QM  -0.8340  HOH    1   O        2        3
       2   HW  QM   0.4170  HOH    1   H1       -1
       3   HW  QM   0.4170  HOH    1   H2       -1
       4   OW  MM  -0.8340  HOH    2   O        5        6
       5   HW  MM   0.4170  HOH    2   H1        4
       6   HW  MM   0.4170  HOH    2   H2        4
    SUBEND
  END
SUBEND
DESCRIPTION 5 DFTB NUMFREQ
  CHARGE 0
  GEOMETRY
    runtype SP
    iterations 1
  END 1
SUBEND
DESCRIPTION 6 MOPAC NUMFREQ
  AUX(0) BONDS CHARGE=0 SCFCRT=1.0D-8 PM3 1SCF GRAD
  Coordinates generated by ADFinput (c) SCM 1998-2009
SUBEND
DESCRIPTION 7 GENERIC NUMGRAD NUMFREQ
! input-description specific for GENERIC program
! for the system under study (see above)
SUBEND
END

```

Description 1 here applies to OPBE/TZ2P(ae) with ADF, description 2 to B3LYP/DZ(ae) with ADF, description 3 to UHF/STO-3G through the ORCA interface, and finally descriptions 4 to 7 apply to description for NEWMM, DFTB, MOPAC and GENERIC respectively.

The input for multi-level approaches has been explained above. The standard input should be given for ADF, DFTB and NEWMM. See the corresponding User Manuals for ADF, DFTB and ADF-QM/MM respectively for them. Also for ORCA should standard input be used, the only exception being the total charge and multiplicity, which should be given as a partial %coords block. The QUILD program will then add the atomic coordinates to this block for the “black-box” inputfiles.

## 11.9 Numerical versus analytical Hessians for multi-level vibrational frequencies

The descriptions on the previous page indicate for some of the programs, whether the gradients and Hessians can be obtained analytically (no extra keywords necessary) or numerically. In the latter case, depending on if it is for the gradients or Hessian, one should add NUMGRAD or NUMFREQ to the DESCRIPTION line (see previous page). The QUILD program will then take care of preparing the correct number of jobs etc.

## 11.10 Use of a GENERIC description for use with user-provided QM-program

The 2009.01 version of QUILD allows the user to create his/her own script for use with a QM-program (e.g. HONDO, Molcas, etc.) for which no standard interface is available yet within QUILD. For this purpose (and with the GENERIC description above), the QUILD program writes a generalized inputfile for this script that consists of the following:

Line 1:

```
NAT IQRUN
NAT      number of atoms
IQRUN   type of job:
        0 single-point energy
        1 single-point energy+grad
        2 single-point energy+grad+Hess
```

Line 2 to NAT+1

```
ATOM X   Y   Z
ATOM   atomname
X      Cartesian X-coordinate (in Å)
Y      Cartesian Y-coordinate (in Å)
Z      Cartesian Z-coordinate (in Å)
```

Remaining lines

User provided lines on `input` (within DESCRIPTION block)

The user should then make sure that his/her script runs their program, and extract data from it in the following manner (the QUILD program reads these lines as free format, e.g. spaces or upper/lowercase are not important):

```
# -----
# lines starting with # will be ignored by QUILD
# -----
# -----
# number of atoms
# -----
[nat]      3
# -----
# total energy (Hartree)
# -----
[energy]   -74.964263362500
# -----
# cartesian coordinates (Bohr)
# -----
[xyz]      0.0000000    0.0000000    0.0000000
[xyz]      0.0000000   -1.4572640   -1.1166010
[xyz]      0.0000000    1.4572640   -1.1166010
# -----
# expectation value S2
# -----
[s2]       0.000000000000
[sz]       0.000000000000
# -----
# energy gradient (Hartree/Bohr)
# -----
[grad]     0.0000000    0.0000000   -0.0424023
```



```
[grad]      0.0000000    0.0073465    0.0212011
[grad]      0.0000000   -0.0073465    0.0212011
# -----
# Hessian matrix (Hartree/Bohr2)
# -----
[hess]      -0.03797442    0.00000000    0.00000000    0.01898721    0.00000000    0.00000000
[hess]       0.01898721    0.00000000    0.00000000    0.00000000    0.93011207    0.00000000
[hess]       0.00000000   -0.46505603   -0.37088899    0.00000000   -0.46505603    0.37088899
[hess]       0.00000000    0.00000000    0.62917145    0.00000000   -0.24554704   -0.31458572
[hess]       0.00000000    0.24554704   -0.31458572    0.01898721    0.00000000    0.00000000
[hess]      -0.01201427    0.00000000    0.00000000   -0.00697295    0.00000000    0.00000000
[hess]       0.00000000   -0.46505603   -0.24554704    0.00000000    0.49190911    0.30821802
[hess]       0.00000000   -0.02685307   -0.06267097    0.00000000   -0.37088899   -0.31458572
[hess]       0.00000000    0.30821802    0.29686554    0.00000000    0.06267097    0.01772018
[hess]       0.01898721    0.00000000    0.00000000   -0.00697295    0.00000000    0.00000000
[hess]      -0.01201427    0.00000000    0.00000000    0.00000000   -0.46505603    0.24554704
[hess]       0.00000000   -0.02685307    0.06267097    0.00000000    0.49190911   -0.30821802
[hess]       0.00000000    0.37088899   -0.31458572    0.00000000   -0.06267097    0.01772018
[hess]       0.00000000   -0.30821802    0.29686554

# -----
# example of data for S2-correction
# in this case the Sz and S2 values should also be given
# -----
# -----
# number of atoms
# -----
[nat]        2
# -----
# total energy (Hartree)
# -----
[energy]    -74.362823992381
# -----
# cartesian coordinates (Bohr)
# -----
[xyz]       0.0000000    0.0000000    0.0000000
[xyz]       0.0000000    1.4572640   -1.1166010
# -----
# expectation value S2
# -----
[s2]        0.753292786229
[sz]        0.500000000000
```

## 11.11 Spin-contamination correction per region

Previously, the spin-contamination correction was done for the complete system, but starting from version 2009.01 it can be performed for different regions, as in the following example:

```
QUILD
DESCRIPTION 1 ADF
  Occupations smearq=0.0 &
    AA1      4.0    //    5.0
    AA2      0.0    //    0.0
    EE1      8.0    //    8.0
    EE2      6.0    //    4.0
```

```

AAA1      0.0    //    0.0
AAA2      4.0    //    4.0
EEE1      6.0    //    6.0
EEE2      4.0    //    4.0
End
CHARGE 0.0 1.0
Unrestricted
SUBEND

DESCRIPTION 2 ADF
Occupations smearq=0.0 &
  AA1      5.0    //    4.0
  AA2      0.0    //    0.0
  EE1      8.0    //    8.0
  EE2      6.0    //    4.0
  AAA1     0.0    //    0.0
  AAA2     4.0    //    4.0
  EEE1     6.0    //    6.0
  EEE2     4.0    //    4.0
End
CHARGE 0.0 3.0
Unrestricted
SUBEND

INTERACTIONS
TOTAL description 1
S2CORR region 1 spin-splus-description 2 for contaminated-description 1
SUBEND

END
SYMMETRY D(5H)

```

Note that this in this case, the spin-contaminated system (doublet) consists of a triplet-alfa in the EE2-irrep coupled with a doublet-beta in the AA1-irrep. This is corrected for by a pure quartet, and the corresponding energies corrected:

```

Values for S2correction 1 :
s2cont      1.75396
s2pure      0.75000
s2plus      3.78716
a_s2        0.33056
jobsigns job 2 -0.49378 job 1 1.49378

```

## 11.12 INTERACTIONS subblock in QUILD block

One of the most important input-parts for multi-level jobs is the INTERACTIONS subblock of QUILD, where one should define how the different descriptions should be applied to the different regions. At the part where we explained the multi-level approaches, we already showed some examples of how to combine different methodologies. Below is another example input where all possible options are given.

```

QUILD
INTERACTIONS
TOTAL description 1
REPLACE region 1 region 2 description 3 for description 2
REPLACE region 1 description 4 for description 3
INTXN region 1 region 2 description 3 for description 2

```

```
S2CORR      region 1  spin-splus-description 2 for contaminated-description 1
SUBEND
END
```

If an INTERACTIONS subblock is present (if none is present it means no multi-level setup is done, i.e. pure QM or MM), there should always be a line with the description of the total system, as shown in the first line of the INTERACTIONS subblock. Then if you want to replace the interactions for one (or more) region(s), you could do so as indicated in the second and third line. Finally, if you want to replace the interaction between two regions, as we need for DNA where we replace the BP86  $\pi$ -stacking by LDA  $\pi$ -stacking, the fourth line of the INTERACTIONS subblock should be used. Finally, the last line can be used for spin-contamination corrections for one (or more) regions.

Note that in all cases it is not necessary at all to add the “region”, “description” and “for” words in the INTERACTIONS subblock; they are ignored when reading the input. The program reads the line, uses the last two integers for the descriptions and the ones before for the regions. Therefore, a completely equivalent input would be as shown below. However, for better readability, it is to be advised to always use the additional text anyway.

```
QUILD
INTERACTIONS
TOTAL              1
REPLACE    1 2    3 2
REPLACE    1      4 3
INTXN      1 2    3 2
S2CORR     1      2 1
S2CORR     1 3    2 1
SUBEND
END
```

Note that in the last line, it is indicated that the spin-contamination correction is applied to regions 1 and 3 together.

## 11.13 INLINE options in the QUILD block

Similar to the situation in ADF, one can use the INLINE directive to read specific input-lines from a file rather than from input. In general, this should make no difference, but in rare instances (for instance if the \$ sign is needed in inputfiles for one of the programs), it might become useful.



## EXAMPLE INPUTFILES

A set with many more examples is provided in the \$ADFHOME/examples/quild directory.

### 12.1 Vibrational frequencies for multi-level QM/QM scheme

```
$ADFBIN/quild << eor
ATOMS
C          -0.759255999    0.032048841    0.000000000
C          0.759255999   -0.032048841    0.000000000
H         -1.179949313   -0.464915468    0.890460461
H         -1.179949313   -0.464915468   -0.890460461
H         -1.115011042    1.076188400    0.000000000
H          1.179949313    0.464915468    0.890460461
H          1.179949313    0.464915468   -0.890460461
H          1.115011042   -1.076188400    0.000000000
END

GEOMETRY
  Frequencies
END

AnalyticalFreq
End

Integration 7.0 7.0
SCF
  converge 1.0e-7 1.0e-7
  diis ok=0.01
END

QUILD
  NR_REGIONS=2

  REGION 1
    1-8
  SUBEND

  REGION 2
    2 6-8
  SUBEND

  DESCRIPTION 1 ADF
    BASIS
```

```

        type DZ
        core Large
    END
SUBEND

DESCRIPTION 2 ADF ! adding NUMFREQ would use numerical Hessian
                  ! (not necessary in this case,
                  ! because Analytical Hessian is available)

    BASIS
        type TZP
        core Large
    END
SUBEND

INTERACTIONS
    TOTAL description 1
    REPLACE region 2 description 2 for description 1
SUBEND
END
END INPUT
eor
rm quildjob*

```

## 12.2 Symmetry rotation with $T_d$ symmetry for geometry and $C_{2v}$ for orbitals

```

$ADFBIN/quild << eor
Title JCTC systems

Occupations smearq=0.0 &
    A1          10.0    //    9.0
    A2           3.0    //    2.0
    B1           6.0    //    5.0
    B2           6.0    //    5.0
End

Symmetry C(2v)

QUILD
    Symgeo T(d)
    Symrot
        -0.7071067811865475 -0.7071067811865475 0.0
        -0.7071067811865475  0.7071067811865475 0.0
        0.0 0.0 1.0
    Subend
End

Atoms
    Fe          0.000000000    0.000000000    0.000000000
    Cl          -1.326583289    1.326583289    1.326583289
    Cl          -1.326583289   -1.326583289   -1.326583289
    Cl           1.326583289    1.326583289   -1.326583289
    Cl           1.326583289   -1.326583289    1.326583289
End

```

```

Geometry
End

Charge -2 4
Unrestricted

XC
  LDA VWN
  GGA OPBE
END

BASIS
  type TZ2P
  core SMALL
END

SCF
  converge 1.0e-6 1.0e-6
  iterations 99
  diis ok=0.01
END

INTEGRATION 6.0 6.0

EPRINT
  SFO noeig noovl
END

endinput
eor

```

## 12.3 Optimization with B3LYP through the post-SCF METAGGA scheme

```

$ADFBIN/quild << eor
title Geometry optimization
EPRINT
  SFO NOEIG NOOVL
END
XC
  GGA BLYP
END
ATOMS
O      .000000      .000000      .000000
C      .000000      .000000      1.128100
END
BASIS
  type DZ
  core NONE
END
GEOMETRY
END
SCF
  diis ok=0.01
  converge 1.0e-5 1.0e-5

```

```
END
QUILD
  cvg_grd 1.0e-4
  numgrad 1
  SMETAGGA B3LYP (VWN5)
END
METAGGA
HFEXCHANGE
INTEGRATION 5.0 5.0
endinput
eor
```

## 12.4 Optimization with B3LYP as SCF functional

```
$ADFBIN/quild << eor
title Geometry optimization
EPRINT
  SFO NOEIG NOOVL
END
XC
  HYBRID B3LYP
END
ATOMS
O      .000000      .000000      .000000
C      .000000      .000000      1.128100
END
BASIS
  type DZ
  core NONE
END
GEOMETRY
END
SCF
  diis ok=0.01
  converge 1.0e-5 1.0e-5
END
QUILD
  cvg_grd 1.0e-4
  numgrad 2
END
INTEGRATION 5.0 5.0
endinput
eor
```

## 12.5 Geometry optimization with QM/MM treatment of water dimer

```
TITLE QM/MM calculation setup by pdb2adf: M.Swart, 2005

GEOMETRY
END

ATOMS
```



```

O      0.0000    0.0000    0.0000
H     -0.5220    0.2660   -0.7570
H     -0.5220    0.2660    0.7570
O      0.0000   -3.2000    0.0000
H      0.0570   -2.2440    0.0000
H      0.9110   -3.4950    0.0000
END

QUILD
  NR_REGIONS=2

  INTERACTIONS
    TOTAL      description 1
    REPLACE region 1  description 3 for description 2
  SUBEND

  REGION 1
    1-3
  SUBEND
  REGION 2
    4-6
  SUBEND

  DESCRIPTION 1 NEWMM
    QMMM
    FORCE_FIELD_FILE $ADFRESOURCES/ForceFields/amber95.ff
    MM_CONNECTION_TABLE
      1 OW  QM    2    3
      2 HW  QM    1
      3 HW  QM    1
      4 OW  MM    5    6
      5 HW  MM    4
      6 HW  MM    4
    SUBEND
    CHARGES
      1 -0.8340
      2  0.4170
      3  0.4170
      4 -0.8340
      5  0.4170
      6  0.4170
    SUBEND
  END
SUBEND

  DESCRIPTION 2 NEWMM
    QMMM
    FORCE_FIELD_FILE $ADFRESOURCES/ForceFields/amber95.ff
    MM_CONNECTION_TABLE
      1 OW  QM    2    3
      2 HW  QM    1
      3 HW  QM    1
    SUBEND
    CHARGES
      1 -0.8340
      2  0.4170
      3  0.4170
    SUBEND
  END
SUBEND

```

```

END
SUBEND

DESCRIPTION 3
  EPRINT
    SFO NOEIG NOOVL
  END
  XC
    GGA Becke-Perdew
  END
  BASIS
    type TZP
    core small
  END
  SCF
    Converge 1.0e-5 1.0e-5
    Iterations 99
  END
  INTEGRATION 5.0 5.0 5.0
  CHARGE 0.0
SUBEND

END

ENDINPUT
eor

```

## 12.6 LinearTransit run for bimolecular nucleophilic reaction of F<sup>-</sup> and CH<sub>3</sub> Cl

```

$ADFBIN/quild << eor
Title LinearTransit for Sn2 reaction of F- + CH3Cl

XC
  GGA OPBE
END

QUILD
  nrlt 11
  cvg_grd 1.0e-4
  CONSTR
    dist 1 6 2.5 1.5
  SUBEND
END

ATOMS
  C      0.000000      0.000000      0.000000
  H      -0.530807      0.919384693      0.112892
  H      -0.530807     -0.919384693      0.112892
  H       1.061614      0.000000      0.112892
  Cl      0.000000      0.000000     -1.724300
  F       0.000000      0.000000      2.500000
END

Geometry

```

```

End

BASIS
  type TZ2P
  core NONE
END

INTEGRATION 6.0 6.0

SCF
  converge 1.0e-6 1.0e-6
  diis ok=0.01
  iterations 99
END

Charge -1

EPRINT
  SFO noeig noovl
END

endinput
eor

```

## 12.7 Geometry optimization of pure spin state for spin-contaminated system

```

$ADFBIN/quild << eor
Title InorgChimActa paper

EPRINT
  SFO NOEIG NOOVL
END

XC
  GGA OPBE
END

GEOMETRY
END

BASIS
  type TZP
  core SMALL
END

SCF
  Iterations 99
  Diis ok=0.01
  Mix 0.1
  converge 1.0e-6 1.0e-6
END

INTEGRATION 6.0 6.0 6.0

```

QUILD

INTERACTIONS

TOTAL description 1

S2CORR description 2

SUBEND

DESCRIPTION 1

Occupations smearq=0.0 &

AA1	4.0	//	5.0
-----	-----	----	-----

AA2	0.0	//	0.0
-----	-----	----	-----

EE1	8.0	//	8.0
-----	-----	----	-----

EE2	6.0	//	4.0
-----	-----	----	-----

AAA1	0.0	//	0.0
------	-----	----	-----

AAA2	4.0	//	4.0
------	-----	----	-----

EEE1	6.0	//	6.0
------	-----	----	-----

EEE2	4.0	//	4.0
------	-----	----	-----

End

CHARGE 0.0 1.0

Unrestricted

SUBEND

DESCRIPTION 2

Occupations smearq=0.0 &

AA1	5.0	//	4.0
-----	-----	----	-----

AA2	0.0	//	0.0
-----	-----	----	-----

EE1	8.0	//	8.0
-----	-----	----	-----

EE2	6.0	//	4.0
-----	-----	----	-----

AAA1	0.0	//	0.0
------	-----	----	-----

AAA2	4.0	//	4.0
------	-----	----	-----

EEE1	6.0	//	6.0
------	-----	----	-----

EEE2	4.0	//	4.0
------	-----	----	-----

End

CHARGE 0.0 3.0

Unrestricted

SUBEND

END

SYMMETRY D(5H)

ATOMS

V	0.00000	0.00000	0.00000
---	---------	---------	---------

C	1.20500	-1.66000	0.00000
---	---------	----------	---------

C	0.37237	-1.66000	1.14602
---	---------	----------	---------

C	-0.97487	-1.66000	0.70828
---	----------	----------	---------

C	-0.97487	-1.66000	-0.70828
---	----------	----------	----------

C	0.37237	-1.66000	-1.14602
---	---------	----------	----------

H	2.29965	-1.70014	0.00000
---	---------	----------	---------

H	0.71063	-1.70014	2.18710
---	---------	----------	---------

H	-1.86046	-1.70014	1.35170
---	----------	----------	---------

H	-1.86046	-1.70014	-1.35170
---	----------	----------	----------

H	0.71063	-1.70014	-2.18710
---	---------	----------	----------

C	-0.97487	1.66000	0.70828
---	----------	---------	---------

C	0.37237	1.66000	1.14602
---	---------	---------	---------

C	1.20500	1.66000	0.00000
---	---------	---------	---------

C	0.37237	1.66000	-1.14602
---	---------	---------	----------

C	-0.97487	1.66000	-0.70828
---	----------	---------	----------

H	-1.86046	1.70014	1.35170
---	----------	---------	---------

```

H      0.71063      1.70014      2.18710
H      2.29965      1.70014      0.00000
H      0.71063      1.70014     -2.18710
H     -1.86046      1.70014     -1.35170
END

endinput
eor

```

## 12.8 LinearTransit run for water dimer

```

$ADFBIN/quild << eor
TITLE QUILD (QUantum-regions Interconnected by Local Descriptions) input

QUILD
  Constr
    dist 1 2 2.6 3.4
  Subend
  nrlt 9
  cvg_grd 1.0e-4
END

XC
  GGA PW91
END

BASIS
  TYPE DZP
  CORE small
END

INTEGRATION 6.0 6.0

SCF
  converge 1.0e-6 1.0e-6
  diis ok=0.01 n=5 bfac=0.2
  iterations 99
END

GEOMETRY
END

Occupations smearq=0.0

ATOMS
O      -1.262468     -0.389110      0.000000
O       1.537530      0.425178      0.000000
H      -1.540482      0.138323      0.765971
H      -1.540482      0.138323     -0.765971
H       0.654929      0.010487      0.000000
H       2.150974     -0.323200      0.000000
END

EPRINT
  SFO NOEIG NOOVL

```

END

ENDINPUT  
eor

## 12.9 Interface to the AMS driver

This is a simple geometry optimization, showing how to use the DFTB engine in Quild2019 through the AMS driver interface.

```
$ADFBIN/quild << eor

ATOMS
  1  H    0.000000    2.182973    1.259286
  2  H    0.000000   -2.182973    1.259286
  3  H    0.000000    2.182973   -1.259286
  4  H    0.000000   -2.182973   -1.259286
  5  C    0.000000    0.000000    1.441079
  6  C    0.000000    0.000000   -1.441079
  7  C    0.000000    1.266644    0.674582
  8  C    0.000000   -1.266644    0.674582
  9  C    0.000000    1.266644   -0.674582
 10  C    0.000000   -1.266644   -0.674582
 11  O    0.000000    0.000000    2.678518
 12  O    0.000000    0.000000   -2.678518
END

GEOMETRY
END

NOPRINT LOGFILE
QUILD
  idcvg 1
  logfile_quild 1

  NR_REGIONS=1

  REGION 1
    GUIINFO Label All Show 0 MolVis {Balls And Sticks}
    1-6
  SUBEND

  DESCRIPTION 1 AMS

    Task SinglePoint

    Properties
      Gradients true
    End

    System
    -> Atoms
    End

    Engine DFTB
```

```

        ResourcesDir DFTB.org/3ob-3-1
    EndEngine

SUBEND

INTERACTIONS
    TOTAL description 1
SUBEND
END
eor

```





## REQUIRED CITATIONS

When you publish results in the scientific literature that were obtained with programs of the ADF package, you are required to include references to the program package with the appropriate release number, and a few key publications.

**For calculations with the Quild program** M. Swart and F.M. Bickelhaupt, *QUILD: QUantum-regions interconnected by local descriptions*, *Journal of Computational Chemistry* 29, 724 (2008) (<https://doi.org/10.1002/jcc.20834>)

### 13.1 External programs and Libraries

Click [here](#) for the list of programs and/or libraries used in the ADF package. On some platforms optimized libraries have been used and/or vendor specific MPI implementations.



## REFERENCES

1. M. Swart and F.M. Bickelhaupt, Amsterdam, 2006.
2. M. Swart and F.M. Bickelhaupt, QUILD: QUantum-regions interconnected by local descriptions. *Journal of Computational Chemistry* 29, 724 (2008) (<https://doi.org/10.1002/jcc.20834>)
3. ADF2009.01, SCM, Theoretical Chemistry, Vrije Universiteit, Amsterdam, The Netherlands, <http://www.scm.com> E.J. Baerends, J. Autschbach, A. Bérces, F.M. Bickelhaupt, C. Bo, P.M. Boerrigter, L. Cavallo, D.P. Chong, L. Deng, R.M. Dickson, D.E. Ellis, M. van Faassen, L. Fan, T.H. Fischer, C. Fonseca Guerra, S.J.A. van Gisbergen, A.W. Götz, J.A. Groeneveld, O.V. Gritsenko, M. Grüning, F.E. Harris, P. van den Hoek, C.R. Jacob, H. Jacobsen, L. Jensen, G. van Kessel, F. Kootstra, M.V. Krykunov, E. van Lenthe, D.A. McCormack, A. Michalak, J. Neugebauer, V.P. Nicu, V.P. Osinga, S. Patchkovskii, P.H.T. Philipsen, D. Post, C.C. Pye, W. Ravenek, J.I. Rodríguez, P. Ros, P.R.T. Schipper, G. Schreckenbach, J.G. Snijders, M. Solà, M. Swart, D. Swerhone, G. te Velde, P. Vernooijs, L. Versluis, L. Visscher, O. Visser, F. Wang, T.A. Wesolowski, E.M. van Wezenbeek, G. Wiesenekker, S.K. Wolff, T.K. Woo, A.L. Yakovlev, and T. Ziegler
4. G. te Velde, F.M. Bickelhaupt, E.J. Baerends, C. Fonseca Guerra, S.J.A. van Gisbergen, J.G. Snijders and T. Ziegler, Chemistry with ADF. *Journal of Computational Chemistry* 22, 931 (2001) (<https://doi.org/10.1002/jcc.1056>)
5. W. Koch and M.C. Holthausen, *A Chemist's Guide to Density Functional Theory*. ([http://isbndb.com/d/book/a\\_chemists\\_guide\\_to\\_density\\_functional\\_theory.html](http://isbndb.com/d/book/a_chemists_guide_to_density_functional_theory.html)) Wiley-VCH: Weinheim, 2000.
6. R.G. Parr and W. Yang, *Density functional theory of atoms and molecules*. ([http://isbndb.com/d/book/density\\_functional\\_theory\\_of\\_atoms\\_and\\_molecules.html](http://isbndb.com/d/book/density_functional_theory_of_atoms_and_molecules.html)) Oxford University Press: New York, 1989.
7. R. Dreizler and E. Gross, *Density Functional Theory*. ([http://isbndb.com/d/book/density\\_functional\\_theory\\_a02.html](http://isbndb.com/d/book/density_functional_theory_a02.html)) Plenum Press: New York, 1995.
8. W.D. Cornell, P. Cieplak, C.I. Bayly, I.R. Gould, K.M. Merz, D.M. Ferguson, D.C. Spellmeyer, T. Fox, J.W. Caldwell and P.A. Kollman, A Second Generation Force Field for the Simulation of Proteins, Nucleic Acids, and Organic Molecules. *Journal of the American Chemical Society* 117, 5179 (1995) (<https://doi.org/10.1021/ja00124a002>)
9. T.K. Woo, P.E. Blöchl and T. Ziegler, Towards solvation simulations with a combined ab initio molecular dynamics and molecular mechanics approach. *Journal of Molecular Structure (THEOCHEM)* 506, 313 (2000) ([https://doi.org/10.1016/S0166-1280\(00\)00424-3](https://doi.org/10.1016/S0166-1280(00)00424-3))
10. T.K. Woo, L. Cavallo, and T. Ziegler, Implementation of the IMOMM methodology for performing combined QM/MM molecular dynamics simulations and frequency calculations. *Theoretical Chemistry Accounts* 100, 307 (1998) (<https://doi.org/10.1007/s002140050391>)
11. T.K. Woo, P.M. Margl, L. Deng, L. Cavallo, and T. Ziegler, Towards more realistic computational modeling of homogenous catalysis by density functional theory: combined QM/MM and ab initio molecular dynamics. *Catalysis Today* 50, 479 (1999) ([https://doi.org/10.1016/S0920-5861\(98\)00483-0](https://doi.org/10.1016/S0920-5861(98)00483-0))

12. T. Kamachi, and K. Yoshizawa, A Theoretical Study on the Mechanism of Camphor Hydroxylation by Compound I of Cytochrome P450. *Journal of the American Chemical Society* 125, 4652 (2003) (<https://doi.org/10.1021/ja0208862>)
13. J.P. Perdew, A. Ruzsinszky, J.M. Tao, V.N. Staroverov, G.E. Scuseria and G.I. Csonka, Prescription for the design and selection of density functional approximations: More constraint satisfaction with fewer fits. *Journal of Chemical Physics* 123, 62201 (2005) (<https://doi.org/10.1063/1.1904565>)
14. A. Rosa, G. Ricciardi, E.J. Baerends, Synergism of Porphyrin-Core Saddling and Twisting of meso-Aryl Substituents. *Journal of Physical Chemistry A* 110, 5180 (2006) (<https://doi.org/10.1021/jp060931i>)
15. J.C. Schöneboom, H. Lin, N. Reuter, W. Thiel, S. Cohen, F. Ogliaro, S. Shaik, The Elusive Oxidant Species of Cytochrome P450 Enzymes: Characterization by Combined Quantum Mechanical/Molecular Mechanical (QM/MM) Calculations. *Journal of the American Chemical Society* 124, 8142 (2002) (<https://doi.org/10.1021/ja026279w>)
16. M. Costas, X. Ribas, A. Poater, J.M. López Valbuena, R. Xifra, A. Company, M. Duran, M. Solà, A. Llobet, M. Corbella, M.A. Usón, J. Mahía, X. Solans, X.P. Shan and J. Benet-Buchholz, Article Copper(II) Hexaaza Macrocyclic Binuclear Complexes Obtained from the Reaction of Their Copper(I) Derivates and Molecular Dioxygen. *Inorganic Chemistry* 45, 3569 (2006) (<https://doi.org/10.1021/ic051800j>)
17. X. Sala, E. Plantalech, I. Romero, M. Rodríguez, A. Llobet, A. Poater, M. Duran, M. Solà, S. Jansat, M. Gómez, T. Parella, H. Stoeckli-Evans and J. Benet-Buchholz, Atropisomeric Discrimination in New Ru<sup>II</sup> Complexes Containing the C<sub>2</sub>-Symmetric Didentate Chiral Phenyl-1,2-bisoxazolinic Ligand. *Chemistry: A European Journal* 12, 2798 (2006) (<https://doi.org/10.1002/chem.200500796>)
18. A. Poater, S. Moradell, E. Pinilla, J. Poater, M. Solà, M.Á. Martínez and A. Llobet, A trinuclear Pt(II) compound with short Pt-Pt-Pt contacts. An analysis of the influence of pi-pi stacking interactions on the strength and length of the Pt-Pt bond. *Dalton Transactions* 2006, 1188 (2006) (<https://doi.org/10.1039/B511625M>)
19. N. Martín, M. Altable, S. Filippone, Á. Martín-Domenech, A. Poater and M. Solà, Regioselective Intramolecular Pauson-Khand Reactions of C60: An Electrochemical Study and Theoretical Underpinning. *Chemistry: A European Journal* 11, 2716 (2005) (<https://doi.org/10.1002/chem.200401200>)
20. J. Duran, A. Polo, J. Real, J. Benet-Buchholz, A. Poater and M. Solà, Stereodiscrimination in Phosphanylthiolato Nickel(II) Complexes. *European Journal of Inorganic Chemistry* 2003 4147 (2003) (<https://doi.org/10.1002/ejic.200300508>)
21. N.C. Handy and A.J. Cohen, Left-right correlation energy. *Molecular Physics* 99, 403 (2001) (<https://doi.org/10.1080/00268970010018431>)
22. A.D. Becke, Density-functional exchange-energy approximation with correct asymptotic behavior. *Physical Review A* 38, 3098 (1988) (<https://doi.org/10.1103/PhysRevA.38.3098>)
23. M. Swart, A.W. Ehlers and K. Lammertsma, Performance of the OPBE exchange-correlation functional. *Molecular Physics* 2004 102, 2467 (2004) (<https://doi.org/10.1080/0026897042000275017>)
24. M. Swart and J.G. Snijders, Accuracy of geometries: influence of basis set, exchange correlation potential, inclusion of core electrons, and relativistic corrections. *Theoretical Chemistry Accounts* 110, 34 (2003) (<https://doi.org/10.1007/s00214-003-0443-5>)
25. M. Swart, Metal-ligand bonding in metallocenes: Differentiation between spin state, electrostatic and covalent bonding. *Inorganica Chimica Acta* 360, 179 (2007) (<https://doi.org/10.1016/j.ica.2006.07.073>)
26. M. Swart, A.R. Groenhof, A.W. Ehlers and K. Lammertsma, Validation of Exchange-Correlation Functionals for Spin States of Iron Complexes. *Journal of Physical Chemistry A* 108, 5479 (2004) (<https://doi.org/10.1021/jp049043i>)
27. M. Swart, M. Solà and F.M. Bickelhaupt, Energy landscapes of nucleophilic substitution reactions: A comparison of density functional theory and coupled cluster methods. *Journal of Computational Chemistry* 28, 1551 (2007) (<https://doi.org/10.1002/jcc.20653>)

28. G.T. de Jong and F.M. Bickelhaupt, Oxidative Addition of the Chloromethane C-Cl Bond to Pd, an ab Initio Benchmark and DFT Validation Study. *Journal of Chemical Theory and Computation* 2, 322 (2006) (<https://doi.org/10.1021/ct050254g>)
29. M. Grüning, O. Gritsenko and E.J. Baerends, Improved Description of Chemical Barriers with Generalized Gradient Approximations (GGAs) and Meta-GGAs. *Journal of Physical Chemistry A* 108, 4459 (2004) (<https://doi.org/10.1021/jp031227u>)
30. T. van der Wijst, C. Fonseca Guerra, M. Swart and F.M. Bickelhaupt, Performance of various density functionals for the hydrogen bonds in DNA base pairs. *Chemical Physics Letters* 426, 415 (2006) (<https://doi.org/10.1016/j.cplett.2006.06.057>)
31. M. Swart, T. van der Wijst, C. Fonseca Guerra and F.M. Bickelhaupt, n-n stacking tackled with density functional theory. *Journal of Molecular Modeling* 13, 1245 (2007) (<https://doi.org/10.1007/s00894-007-0239-y>)
32. J.P. Perdew, Density-functional approximation for the correlation energy of the inhomogeneous electron gas. *Physical Review B* 33, 8822 (1986) (<https://doi.org/PhysRevB.33.8822>) Erratum: J.P. Perdew, *Physical Review B* 34, 7406 (1986) (<https://doi.org/10.1103/PhysRevB.34.7406>)
33. C. Fonseca Guerra and F.M. Bickelhaupt, Charge Transfer and Environment Effects Responsible for Characteristics of DNA Base Pairing. *Angewandte Chemie International Edition* 38, 2942 (1999) ([https://doi.org/10.1002/\(SICI\)1521-3773\(19991004\)38:19%3C2942::AID-ANIE2942%3E3.0.CO;2-V](https://doi.org/10.1002/(SICI)1521-3773(19991004)38:19%3C2942::AID-ANIE2942%3E3.0.CO;2-V))
34. C. Fonseca Guerra and F.M. Bickelhaupt, Orbital Interactions in Strong and Weak Hydrogen Bonds are Essential for DNA Replication. *Angewandte Chemie International Edition* 41, 2092 (2002) ([https://doi.org/10.1002/1521-3773\(20020617\)41:12%3C2092::AID-ANIE2092%3E3.0.CO;2-M](https://doi.org/10.1002/1521-3773(20020617)41:12%3C2092::AID-ANIE2092%3E3.0.CO;2-M))
35. C. Fonseca Guerra, F.M. Bickelhaupt and E.J. Baerends, Orbital Interactions in Hydrogen Bonds Important for Cohesion in Molecular Crystals and Mismatched Pairs of DNA Bases. *Crystal Growth Design* 2, 239 (2002) (<https://doi.org/10.1021/cg010034y>)
36. C. Fonseca Guerra, F.M. Bickelhaupt, J.G. Snijders and E.J. Baerends, The Nature of the Hydrogen Bond in DNA Base Pairs: The Role of Charge Transfer and Resonance Assistance. *Chemistry - A European Journal* 5, 3581 (1999) ([https://doi.org/10.1002/\(SICI\)1521-3765\(19991203\)5:12%3C3581::AID-CHEM3581%3E3.0.CO;2-Y](https://doi.org/10.1002/(SICI)1521-3765(19991203)5:12%3C3581::AID-CHEM3581%3E3.0.CO;2-Y))
37. C. Fonseca Guerra, F.M. Bickelhaupt, J.G. Snijders and E.J. Baerends, Hydrogen Bonding in DNA Base Pairs: Reconciliation of Theory and Experiment. *Journal of the American Chemical Society* 122, 4117 (2000) (<https://doi.org/10.1021/ja993262d>)
38. T. Vreven and K. Morokuma, The ONIOM (our own N-layered integrated molecular orbital + molecular mechanics) method for the first singlet excited ( $S_1$ ) state photoisomerization path of a retinal protonated Schiff base. *Journal of Chemical Physics* 113, 2969 (2000) (<https://doi.org/10.1063/1.1287059>)
39. M. Svensson, S. Humbel, R.D.J. Froese, T. Matsubara, S. Sieber and K. Morokuma, ONIOM: A Multilayered Integrated MO + MM Method for Geometry Optimizations and Single Point Energy Predictions. A Test for Diels-Alder Reactions and  $\text{Pt}(\text{P}(\text{t-Bu})_3)_2 + \text{H}_2$  Oxidative Addition. *Journal of Physical Chemistry* 100, 19357 (1996) (<https://doi.org/10.1021/jp962071j>)
40. M. Swart, AddRemove: A new link model for use in QM/MM studies. *International Journal of Quantum Chemistry* 91, 177 (2003) (<https://doi.org/10.1002/qua.10463>)
41. M. Swart and F.M. Bickelhaupt, Optimization of strong and weak coordinates. *International Journal of Quantum Chemistry* 106, 2536 (2006) (<https://doi.org/10.1002/qua.21049>)
42. J. Baker, A. Kessi and B. Delley, The generation and use of delocalized internal coordinates in geometry optimization. *Journal of Chemical Physics* 1996 105, 192 (1996) (<https://doi.org/10.1063/1.471864>)
43. P. Csaszar and P. Pulay, Geometry optimization by direct inversion in the iterative subspace. *Journal of Molecular Structure* 114, 31 (1984) ([https://doi.org/10.1016/S0022-2860\(84\)87198-7](https://doi.org/10.1016/S0022-2860(84)87198-7))

44. Ö. Farkas and H.B. Schlegel, Methods for optimizing large molecules. Part III. An improved algorithm for geometry optimization using direct inversion in the iterative subspace (GDIIS). *Physical Chemistry Chemical Physics* 4, 11 (2002) (<https://doi.org/10.1039/B108658H>)
45. D.L. Yeager, H.J.A. Jensen, P. Jørgensen, T.U. Helgaker, In Geometrical derivatives of energy surfaces and molecular properties. P. Jørgensen, and J. Simons, Eds.; Reidel Publishing: Dordrecht, 1986, p 229.
46. V. Bakken and T. Helgaker, The efficient optimization of molecular geometries using redundant internal coordinates. *Journal of Chemical Physics* 117, 9160 (2002) (<https://doi.org/10.1063/1.1515483>)
47. J. Baker, Constrained optimization in delocalized internal coordinates. *Journal of Computational Chemistry* 18, 1079 (1997) ([https://doi.org/10.1002/\(SICI\)1096-987X\(199706\)18:8%3C1079::AID-JCC12%3E3.0.CO;2-8](https://doi.org/10.1002/(SICI)1096-987X(199706)18:8%3C1079::AID-JCC12%3E3.0.CO;2-8))
48. D. Unjaroen, M. swart, and W.R. Browne, Electrochemical Polymerization of Iron(III) Polypyridyl Complexes through C-C Coupling of Redox Non-innocent Phenolato Ligands. *Inorganic Chemistry* 56, 470 (2017) (<https://doi.org/10.1021/acs.inorgchem.6b02378>)

ORCA. Note that the ORCA program is not provided within the ADF program package, and the user (or system administrator) has to download and install the program him/herself. At the time this manual was written the ORCA program was free of charge for academic groups.