



COSMO-RS Manual

Amsterdam Modeling Suite 2020

www.scm.com

May 12, 2021

CONTENTS

1	General	1
1.1	Introduction	1
1.2	Release 2020.1	2
2	COSMO-RS, COSMO-SAC, UNIFAC	3
2.1	COSMO-RS theory	3
2.1.1	COSMO-RS combinatorial term	5
2.1.2	Fast approximation for COSMO-RS calculations	5
2.1.3	Temperature dependent hydrogen bond interaction	6
2.2	COSMO-SAC 2013-ADF, 2016-ADF, DHB-ADF	6
2.3	UNIFAC theory	7
2.3.1	Residual term	7
2.3.2	Combinatorial term	8
2.4	Calculation of properties	9
3	COSMO result files	13
3.1	ADF COSMO calculation	13
3.1.1	ADF COSMO settings	13
3.1.2	Atomic cation or anion	15
3.1.3	Accuracy	15
3.1.4	Cavity construction	16
3.2	ADFCRS-2018 Database	18
3.2.1	ADFCRS-2010	18
3.2.2	ADFCRS-IL-2014	19
3.3	ADFCRS-POLYMERS-2019 Database	19
3.4	Fast Sigma: a QSPR method to estimate COSMO sigma-profiles	19
3.4.1	Introduction	19
3.4.2	Input options	20
3.4.3	GUI Input	20
3.4.4	Examples	20
3.5	MOPAC COSMO calculation	23
4	The COSMO-RS program	25
4.1	Running the COSMO-RS program	25
4.2	COSMO-RS and COSMO-SAC parameters	25
4.2.1	COSMO-RS general parameters	25
4.2.2	COSMO-RS element specific parameters	27
4.2.3	COSMO-SAC general parameters	27
4.2.4	COSMO-SAC element specific parameters	29
4.2.5	Technical and accuracy parameters	30

4.3	Compounds	31
4.4	Temperature	32
4.5	Pressure	33
4.6	Molar fractions and mass fraction	33
4.7	Properties	33
4.7.1	Vapor pressure	33
4.7.2	Boiling point	33
4.7.3	Solvent flash point	34
4.7.4	Partition coefficients (LogP)	34
4.7.5	Activity coefficients solvent and solute	35
4.7.6	Solubility	35
4.7.7	Binary mixture (VLE/LLE)	36
4.7.8	Ternary mixture (VLE/LLE)	37
4.7.9	Solvents s1 - s2 Composition Line	37
4.8	Analysis	38
4.8.1	Sigma profile	38
4.8.2	Sigma potential	38
5	Polymers with COSMO-RS(-SAC)	39
5.1	Additional properties/units for polymer systems	40
5.1.1	Average molecular weight	40
5.1.2	Mole fractions of the monomers and polymers	41
	x(monomer)	41
	x(polymer)	41
5.1.3	Weight- and volume-fraction activity coefficients	41
5.1.4	Flory-Huggins parameter	42
5.2	Modified combinatorial term	42
5.3	General application guidelines/warnings	43
5.4	Downloading the ADFCRS-POLYMER-2019 database	43
5.5	Tutorial on polymer calculations	43
6	The UNIFAC program	45
6.1	Compound Input	45
6.1.1	Basic Input	45
6.1.2	Physical Property Input	45
6.2	Program Input	46
6.2.1	List of possible input flags	46
6.2.2	Examples of general program flags	46
	-t	46
	-temperature	47
	-n	47
	-preset	47
6.3	Templates	48
6.3.1	ACTIVITYCOEF	48
6.3.2	LOGP	48
6.3.3	PURESOLUBILITY	49
6.3.4	SOLUBILITY	49
6.3.5	PUREVAPORPRESSURE	49
6.3.6	VAPORPRESSURE	50
6.3.7	BINMIXCOEF	50
6.3.8	TERNARYMIX	51
7	Pure compound property prediction	53
7.1	Introduction	53

7.2	Available properties	54
7.3	Running the Property Prediction program	54
7.4	Index of property keys	57
7.5	General warnings	57
7.6	Equations for temperature-dependent properties	58
7.6.1	VPM1: liquid vapor pressure	58
8	Solvent Optimization	59
8.1	Introduction	59
8.2	Problem types	59
8.3	Running the Solvent Optimization program	60
8.4	Examples	61
8.4.1	Solubility	62
8.4.2	Liquid-liquid extraction	63
8.5	Guidelines for difficult problems	65
8.6	Differences from standard implementations	66
9	Scripting with COSMO-RS	67
9.1	Python scripting for COSMO-RS with PLAMS	67
9.1.1	General Information	67
9.1.2	Executing the code from the command line	67
9.1.3	Specifying a problem type	67
9.1.4	Inputting Compounds	68
9.1.5	Specifying mole fractions, temperatures, and pressures	68
9.1.6	Running jobs	69
9.1.7	Reading the results of a job	69
9.1.8	Plotting results	71
9.1.9	Examples	74
	Partition coefficient	74
	Binary mixture	75
9.2	AMSPrep: construct an ADF COSMO results file	76
9.3	CRSPrep: generate (multiple) COSMO-RS jobs	77
9.4	AMSreport: generate report	79
9.5	KF utilities for COSMO-RS	80
9.5.1	KF browser	80
9.5.2	kf2cosmo and cosmo2kf	80
9.5.3	pkf, cpkf, dmpkf, udkpf	81
9.6	Scripting Examples	81
9.6.1	Example: COSMO result files	81
9.6.2	Example: COSMO-RS parameters and analysis	83
9.6.3	Example: COSMO-RS properties	84
9.6.4	Example: The COSMO-RS compound database	91
9.6.5	Example: pKa values	95
9.6.6	Example: Polymers	95
10	Required Citations	99
10.1	General References	99
10.2	Solvent Optimizations	99
10.3	External programs and Libraries	99
11	Keywords	101
	Index	103

1.1 Introduction

The ADF COSMO-RS (COnductor like Screening MOdel for Realistic Solvents) program is a program that can be used for calculating thermodynamic properties of (mixed) fluids. The COSMO-RS method was developed by Klamt and coworkers^{1,2,3}. On the basis of the framework of COSMO-RS, Lin and Sandler⁶ suggested a variation, the COSMO-SAC (where SAC denotes segment activity coefficient) model. There are different implementations of COSMO-RS and COSMO-SAC or derivatives, and different parametrizations. The implementation of COSMO-RS in ADF is described in Ref.⁴, which is based on the COSMO-RS method developed by Klamt et al.². The implementation of COSMO-SAC 2013-ADF in ADF is based on the COSMO-SAC model developed by Xiong et al.⁷. The implementation of COSMO-SAC 2016-ADF in ADF is based on the COSMO-SAC model developed by Hsieh et al.⁵, but the parameters in COSMO-SAC 2016-ADF were optimized by Chen et al., like in⁸, for use with ADF. The implementation of COSMO-SAC DHB-ADF in ADF is based on the COSMO-SAC-DHB model developed by Chen et al.⁹, but the parameters were reoptimized by Chen et al. for use with ADF.

An alternative to COSMO-SAC or COSMO-RS based methods is the UNIFAC (UNIQUAC Functional-group Activity Coefficients) method, which was developed by Fredenslund, Jones, and Prausnitz, see¹⁰. The empirical UNIFAC method is a group contribution based method to predict activity coefficients and other thermodynamic properties, in which the group specific parameters are parametrized against a large data base. The implementation in ADF uses to so called original UNIFAC parameters.

Our COSMO-RS capabilities are summarized on the product page (<https://www.scm.com/product/cosmo-rs>).

With COSMO-RS it is possible to use a thermodynamically consistent combinatorial contribution to the chemical potential as is used in Ref.³, and a temperature dependent hydrogen bond interaction, also described in Ref.³. The

¹ A. Klamt, *Conductor-like Screening Model for Real Solvents: A New Approach to the Quantitative Calculation of Solvation Phenomena*. J. Phys. Chem. 99, 2224 (1995) (<https://doi.org/10.1021/j100007a062>)

² A. Klamt, V. Jonas, T. Bürger and J.C. Lohrenz, *Refinement and Parametrization of COSMO-RS*. J. Phys. Chem. A 102, 5074 (1998) (<https://doi.org/10.1021/jp980017s>)

³ A. Klamt, *COSMO-RS From Quantum Chemistry to Fluid Phase Thermodynamics and Drug Design*, Elsevier. Amsterdam (2005), ISBN 0-444-51994-7.

⁶ S.T. Lin and S.I. Sandler, *A Priori Phase Equilibrium Prediction from a Segment Contribution Solvation Model*, Ind. Eng. Chem. Res. 41, 899 (2002) (<https://doi.org/10.1021/ie001047w>)

⁴ C.C. Pye, T. Ziegler, E. van Lenthe, J.N. Louwen, *An implementation of the conductor-like screening model of solvation within the Amsterdam density functional package. Part II. COSMO for real solvents*. Can. J. Chem. 87, 790 (2009) (<https://doi.org/10.1139/V09-008>)

⁷ R. Xiong, S.I. Sandler, R.I. Burnett, *An improvement to COSMO-SAC for predicting thermodynamic properties*, Ind. Eng. Chem. Res. 53, 8265 (2014) (<https://doi.org/10.1021/ie404410v>)

⁵ C.M. Hsieh, S.I. Sandler, S.T. Lin, *Improvements of COSMO-SAC for vapor-liquid and liquid-liquid equilibrium predictions*, Fluid Phase Equilib. 297, 90 (2010) (<https://doi.org/10.1016/j.fluid.2010.06.011>)

⁸ W.L. Chen, C.M. Hsieh, L. Yang, C.C. Hsu, S.T. Lin, *A Critical Evaluation on the Performance of COSMO-SAC Models for Vapor-Liquid and Liquid-Liquid Equilibrium Predictions Based on Different Quantum Chemical Calculations*, Ind. Eng. Chem. Res. 55, 9312 (2016) (<https://doi.org/10.1021/acs.iecr.6b02345>)

⁹ W.L. Chen, S.T. Lin, *Explicit consideration of spatial hydrogen bonding direction for activity coefficient prediction based on implicit solvation calculations*, Phys.Chem.Chem.Phys. 19, 20367 (2017) (<https://doi.org/10.1039/c7cp02317k>)

¹⁰ A. Fredenslund, R.L. Jones, and J.M. Prausnitz, *Group-contribution estimation of activity coefficients in nonideal liquid mixtures*, AIChE Journal 21, 1086 (1975) (<https://doi.org/10.1002/aic.690210607>)

parameters in the paper² were reparametrized for ADF, see Ref.⁴ for details.

The parameters in COSMO-SAC 2013-ADF, COSMO-SAC 2016-ADF, and COSMO-SAC DHB-ADF were optimized for use with ADF COSMO result files. Other COSMO-SAC parameter sets exist that were optimized for different QM packages.

The ADF COSMO-RS (and COSMO-SAC) command line program is called *crs*. The main authors of this program are Cory Pye (Saint Mary's University, Halifax NS Canada) and Jaap Louwen (Albemarle Corporation). COSMO-SAC 2013-ADF was implemented in collaboration with R. Xiong and R.I. Burnett (Sandler group, University of Delaware, Newark, USA). Previous COSMO-SAC methods were implemented by Erin McGarrity (TU Delft, the Netherlands). The COSMO-RS GUI *AMScrs* contains an input builder for COSMO-RS and can visualize results, see the [COSMO-RS GUI tutorials](#) and the [COSMO-RS GUI reference manual](#).

COSMO-RS (and COSMO-SAC) use the intermediate results from quantum mechanical (QM) calculations on individual molecules to predict thermodynamic properties of mixtures of these molecules, for example, solubility. There are a fair number of reports of accurate prediction by COSMO-RS of thermodynamic properties in general in the literature. Many of these have been written by Klamt and co-workers, see Ref.³ and references therein. Instead of a relatively expensive QM calculation one can use a fast Quantitative Structure-Property Relationship (QSPR) method to estimate the so called COSMO sigma-profile of a molecule that is needed in COSMO-RS (and COSMO-SAC) calculations.

There are also empirical methods like UNIFAC that can predict thermodynamic properties (including the activity coefficients). These methods contain group specific parameters and are parametrized against a large data base. They will often do better than COSMO-RS or COSMO-SAC methods (especially, of course, if the system of interest was part of the data base used for parameter estimation). An advantage of these methods is that they require no QM calculations to be done in order to provide an estimate of thermodynamic properties. However, these methods cannot handle every type of molecule. In particular when unusual combinations of functional groups occur (such as in drug molecules), no parametrization is available. COSMO-RS and COSMO-SAC methods, on the other hand, only feature general parameters not specific to chemical groups or functionalities. All that is required is that a quantum mechanical calculation can be done on the molecule. Therefore, COSMO-RS or COSMO-SAC can be a valuable tool for the prediction of chemical engineering thermodynamical properties, like, for example, partial vapor pressures, solubilities, and partition coefficients. An additional advantage of COSMO-RS and COSMO-SAC over empirical methods is that the molecules dissolved may in fact be transition states of a chemical reaction. This follows from the fact that all that is required is that one can do a QM calculation on the solute and QM on a transition state has become standard in the last two decades. This affords a unique opportunity to predict the thermodynamics of a reaction including, for instance, the balance between kinetically and thermodynamically favored reaction pathways as a function of the solvent used.

1.2 Release 2020.1

Changes of COSMO-RS 2020.1 compared to COSMO-RS 2019.3:

- Support for compounds with multi-species components
 - conformers
 - dimers, trimers, ...
 - dissociation
 - association

COSMO-RS, COSMO-SAC, UNIFAC

2.1 COSMO-RS theory

Below some of the COSMO-RS theory is explained, but a more complete description can be found in Refs.¹ and².

Although in principle all of chemistry can be predicted by appropriate solutions of the Schrödinger Equation, in practice due to the extreme mathematical complexity of doing so only the smallest systems can be computed at an accuracy rivaling that of the most accurate experiments. However, with suitable approximations, for isolated molecules of up to a few hundred atoms these days quite reasonable results can be obtained. Of course, this means that direct computation of thermodynamic properties is out of reach. Thermodynamic properties can only be computed as an average over a large number of configurations of a large number of molecules. To address this, people have typically resorted to so-called Molecular Dynamics (MD) or Monte Carlo (MC) methods where configurations are generated either by numerically simulating the atomic motions over discrete time steps or by random generation, in either case using empirical molecular models parametrized against quantum mechanical calculations and experimental data to compute energies. However, even these approaches often fall short in generating sufficiently large ensembles, and there is little chance of that situation improving dramatically in the near future.

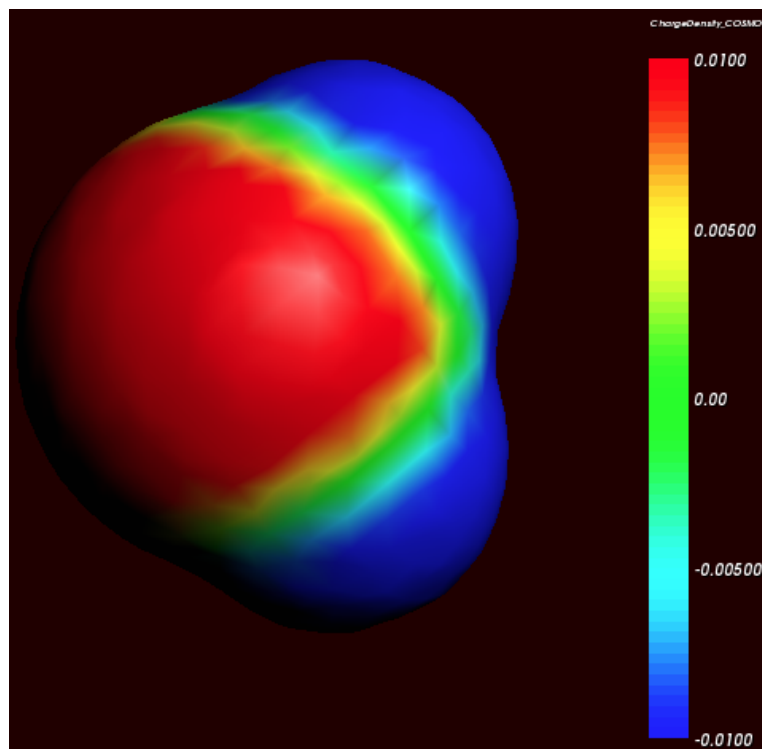
Around 1995, Andreas Klamt, then working for Bayer, hit upon an approach that made it possible to compute the details of molecules quantum mechanically and subsequently use these details in an approximate statistical mechanics procedure³. This approach is called COSMO-RS (COnductor like Screening MOdel for Realistic Solvents) and has proven to be quite powerful. It may currently be the best link between the world of chemical quantum mechanics and engineering thermodynamics.

Thermodynamic reference states can be chosen arbitrarily. They do not even have to be physically realizable, as long as it is consistently used. We are at liberty to choose as reference state a molecule embedded in a perfect conductor, that is a material with an infinitely large dielectric constant ('the perfectly screened state'). Suppose a molecule A resides in a molecule shaped cavity. Everywhere outside of this cavity is conductor material. Although it would be hard to realize this in practice, it is relatively easy to do quantum mechanical calculations on this hypothetical state. Since the molecule will in general have a charge distribution and therefore possess an electric field, it will polarize the embedding medium. That will result in another electric field, given by a charge distribution on the surface of the molecule shaped cavity. This charge distribution is generated by the quantum mechanical calculations, for example with ADF if one uses COSMO. From now on the surface of the molecule shaped cavity will be called molecular surface, and the volume of the molecule shaped cavity will be called molecular volume.

¹ A. Klamt, V. Jonas, T. Bürger and J.C. Lohrenz, *Refinement and Parametrization of COSMO-RS*. *J. Phys. Chem. A* 102, 5074 (1998) (<https://doi.org/10.1021/jp980017s>)

² A. Klamt, *COSMO-RS From Quantum Chemistry to Fluid Phase Thermodynamics and Drug Design*, Elsevier: Amsterdam (2005), ISBN 0-444-51994-7.

³ A. Klamt, *Conductor-like Screening Model for Real Solvents: A New Approach to the Quantitative Calculation of Solvation Phenomena*. *J. Phys. Chem.* 99, 2224 (1995) (<https://doi.org/10.1021/j100007a062>)



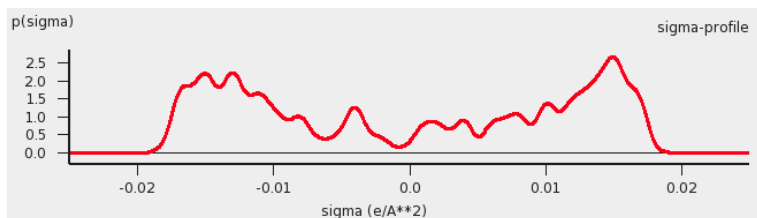
Cosmo charge density on the COSMO surface of water (picture made with AMSview).

Although the actual charge distribution on the molecular surface will be highly detailed, let us for the moment consider the molecular surface as consisting of segments with a constant charge density (i.e. the detailed charge distribution averaged over segments). Now instead of the single molecule A consider, as an arbitrary example, a fluid consisting of three types of molecules: A, B and C. In a fluid not too close to the critical temperature, the molecular surfaces present in the fluid will all be in close contact. That means that the segments of constant density introduced above are in close contact.

We now compare our molecule A in the fluid with our chosen reference state. Any segment of the molecular surface with a charge density of σ_i will be aligned with a segment with charge density σ_j of another molecule. If the two charge densities happen to be opposite (i.e. $\sigma_i + \sigma_j = 0$) the charges required for achieving the perfectly screened state will vanish. However, this will not happen too often and in general an excess charge density is left of $\sigma_i + \sigma_j$ between the two segments. From electrostatic theory it follows that this introduces an energy penalty proportional to the segment size and $(\sigma_i + \sigma_j)^2$. In principle this gives a way to compute the chemical potential of component A, by going over all possible conformations of a large number of molecules A, B and C (in their proper molar fractions) and do computations on the statistical ensemble. However, in practice that would be similar to doing Molecular Dynamics calculations using empirical structure models and about as computationally prohibitive. Instead, an approximation can be made that is not easily justified a priori and must be judged by the results of subsequent simulations. This assumption is that all segments in the fluid are able to make contact independent of one another. In a way it can be said, that the segments are cut loose from the original (rigid) molecular surfaces.

As one would guess, the approximation of independent segments makes the mathematics of computing ensemble properties quite tractable. In fact, computing the chemical potential of component A (or B or C) in the mixture by means of the COSMO-RS and related methods takes in the order of seconds on a normal PC (given the results of quantum mechanical calculations that may have taken days, of course). Note that the molecular surface around the molecule is divided rather arbitrarily in segments and that the assumption was that the segment of one molecule will overlap perfectly with that of another. How can this be true? The answer is that one can split up the molecular surface into segments in an infinite number of ways. However, the molecules in a fluid are always in contact with another. At any given time, molecule A will be in contact with a number of other molecules and share patches of, for example, 7 square Angstroms of its surface with each of the surrounding molecules. At that particular time, the segments will be

those patches. A split second later, of course, there will be a different set of segments. That is not a problem. One needs to do statistical mechanics with charged segments for which one needs to know how many 7 square Angstrom segments a particular molecule brings into the fluid and the probability of any segment having an average charge density σ (for all values of σ). Both can be computed from the results of the quantum mechanical calculation on the molecule in the perfect conductor. Just to get a flavor, in the figure below the so-called σ -profile of water is given. These are the statistical distributions of possible segments over charge densities multiplied by the surface area of the molecular volume. The σ -profile relates to the detailed charge distribution on the molecular surface.



σ -profile of water (picture made with the CRS-GUI), smoothed curve, Delley COSMO surface construction

In principle vapor pressures of pure liquids can be computed directly with COSMO-RS. COSMO-RS calculations yield the chemical potential of a component in a liquid with respect to the perfectly screened reference state. It is easy to compute the energy difference between the reference state and the gas phase by doing an additional quantum mechanical calculation (of the isolated molecule). However, often experimental vapor pressures for the pure liquid are known. Using such experimental data for pure liquids can help in predicting the correct partial vapor pressures in a mixture.

2.1.1 COSMO-RS combinatorial term

In Ref.¹ a thermodynamically inconsistent combinatorial contribution μ_i^{comb} to the chemical potential was used:

$$\mu_i^{comb} = -\lambda RT \ln(q_{av}/\text{\AA}^2)$$

$$q_{av} = \sum_i x_i q_i$$

In this equation q_i is the surface area of the molecular volume of compound i , x_i is the molar fraction of compound i in the solution, and λ is a COSMO-RS parameter.

The importance of using a thermodynamically consistent combinatorial contribution is discussed in Ref.². In the ADF COSMO-RS program it is possible to use a thermodynamically consistent combinatorial contribution of the form (Equation C.4 of Ref.², with $\lambda_0 = \lambda_1 = \lambda_2 = \lambda$):

$$\mu_i^{comb} = \lambda RT (1 - r_i/r_{av} + \ln(r_i/r_{av}) + 1 - q_i/q_{av} - \ln(q_{av}/\text{\AA}^2))$$

$$r_{av} = \sum_i x_i r_i$$

In this equation r_i is the molecular volume of compound i . In the ADF COSMO-RS program this combinatorial term is used by default, see also Ref.⁴.

2.1.2 Fast approximation for COSMO-RS calculations

In the 1998 COSMO-RS model each segment of the molecular surface has a charge density of σ_v , but also a second charge density σ_v^\perp , which is a descriptor for the correlation between the charge density on the segment with its surrounding. In the original ADF COSMO-RS implementation this was treated as a 2-dimensional problem, in the fast

⁴ C.C. Pye, T. Ziegler, E. van Lenthe, J.N. Louwen, *An implementation of the conductor-like screening model of solvation within the Amsterdam density functional package. Part II. COSMO for real solvents.* Can. J. Chem. 87, 790 (2009) (<https://doi.org/10.1139/V09-008>)

approximation this is effectively reduced to 1-dimension. Starting from COSMO-RS 2010 this fast approximation is now the default. This approximation reduces the computation time, especially in cases of more than 1 compound.

2.1.3 Temperature dependent hydrogen bond interaction

In Ref.² a temperature dependent hydrogen bond interaction is suggested, which is used by default in the ADF COSMO-RS program. The temperature dependence (Equation 6.2 of Ref.²) is of the form:

$$\begin{aligned} term(T) &= T \ln[1 + \exp(20 \text{ kJ/mol} / RT) / 200] \\ f_{hb}(T) &= term(T) / term(298.15 \text{ K}) \end{aligned}$$

Note that here the correct formula is used with a plus sign before 20 kJ/mol (there is a sign error in Equation 6.2 of Ref.², see online 'List of Errata in the COSMO-RS book' by Andreas Klamt), such that this factor goes to zero for large T. In this equation R is the gas constant and T the temperature (in Kelvin). In the ADF COSMO-RS program the hydrogen bond interaction of Ref.¹ is multiplied by this factor $f_{hb}(T)$ to make the hydrogen bond interaction temperature dependent.

2.2 COSMO-SAC 2013-ADF, 2016-ADF, DHB-ADF

On the basis of the framework of COSMO-RS, Lin and Sandler¹ suggested a variation, the COSMO-SAC (where SAC denotes segment activity coefficient) model by invoking a necessary thermodynamic consistency criterion. Although there are differences, COSMO-RS and COSMO-SAC share some similarities. Later improvements of COSMO-SAC appeared, like in Refs.^{2,3,4}.

The COSMO-SAC 2013-ADF method used in ADF is the one developed by Xiong et al., which is described in detail in Ref.⁴. The COSMO-SAC 2013-ADF parameters in Ref.⁴ were optimized for use with ADF COSMO result files. COSMO-SAC 2013-ADF is an improved COSMO-SAC method compatible to ADF and different than previous COSMO-SAC methods. The main difference compared to previous COSMO-SAC methods is that the COSMO-SAC 2013 model includes a dispersion contribution in the mixture interaction.

In Ref.⁵ COSMO-SAC model parameters were optimized by Chen et al. for different quantum mechanical calculations. The authors of Ref.⁵ also reoptimized the revised COSMO-SAC model³ parameters for quantum mechanical calculations with ADF, which will be called here the COSMO-SAC 2016-ADF method.

In Ref.⁶ a COSMO-SAC model was proposed that uses a directional hydrogen bond approach, denoted as the COSMO-SAC(DHB) model. The parameters were reoptimized by Chen et al. for use with ADF, which will be called here the COSMO-SAC DHB-ADF method.

The ADF COSMO-RS program can calculate activity coefficients using the COSMO-SAC 2013-ADF model or the COSMO-SAC 2016-ADF model. Like in the COSMO-RS method, pure compound vapor pressures can be given as input, for example, if experimental values are available. In case of the COSMO-SAC 2013-ADF model, if these values are not specified then the pure compound vapor pressure will be calculated according to the COSMO-SAC 2013-ADF

¹ S.T. Lin and S.I. Sandler, *A Priori Phase Equilibrium Prediction from a Segment Contribution Solvation Model*, Ind. Eng. Chem. Res. 41, 899 (2002) (<https://doi.org/10.1021/ie001047w>)

² S. Wang, S.I. Sandler, C.C. Chen, *Refinement of COSMO-SAC and the Applications*, Ind. Eng. Chem. Res. 46, 7275 (2007) (<https://doi.org/10.1021/ie070465z>)

³ C.M. Hsieh, S.I. Sandler, S.T. Lin, *Improvements of COSMO-SAC for vapor-liquid and liquid-liquid equilibrium predictions*, Fluid Phase Equilib. 297, 90 (2010) (<https://doi.org/10.1016/j.fluid.2010.06.011>)

⁴ R. Xiong, S.I. Sandler, R.I. Burnett, *An improvement to COSMO-SAC for predicting thermodynamic properties*, Ind. Eng. Chem. Res. 53, 8265 (2014) (<https://doi.org/10.1021/ie404410v>)

⁵ W.L. Chen, C.M. Hsieh, L. Yang, C.C. Hsu, S.T. Lin, *A Critical Evaluation on the Performance of COSMO-SAC Models for Vapor-Liquid and Liquid-Liquid Equilibrium Predictions Based on Different Quantum Chemical Calculations*, Ind. Eng. Chem. Res. 55, 9312 (2016) (<https://doi.org/10.1021/acs.iecr.6b02345>)

⁶ W.L. Chen, S.T. Lin, *Explicit consideration of spatial hydrogen bonding direction for activity coefficient prediction based on implicit solvation calculations*, Phys.Chem.Chem.Phys. 19, 20367 (2017) (<https://doi.org/10.1039/c7cp02317k>)

model. However, in case of COSMO-SAC 2016-ADF, if these values are not specified then the pure compound vapor pressures will be approximated using a method similar as in the COSMO-RS method. It is also possible to use some earlier COSMO-SAC methods²³, but note that the parameters in those papers were not optimized for use with ADF COSMO result files.

The COSMO-SAC 2013 model includes a dispersion contribution in the mixture interaction. This dispersion contribution is a complicated expression which also depends on the liquid molar volume of the pure compounds and on the molar volume of the mixture. The molar volume of the mixture is calculated from the pure compound liquid molar volumes assuming ideal mixing. In the input for the ADF COSMO-RS program one include for each compound the experimental pure compound liquid density (kg/L), from which the program can calculate the pure compound liquid molar volumes. If this density is not given the pure compound liquid molar volume will be calculated from its COSMO volume. Note that in the calculations with the COSMO-SAC 2013-ADF model in Ref.⁴ often experimental pure compound liquid molar volumes were used.

2.3 UNIFAC theory

Below some of the UNIFAC method is explained, but a more complete description can be found in Ref.¹.

The UNIFAC method is an activity coefficient model derived from the UNIQUAC model. Both UNIFAC and UNIQUAC are thermodynamic models based on local composition theory, which holds that the local environment of a molecule in solution can be used to calculate the probabilities of molecular configurations in the bulk solution. While UNIQUAC requires parameters for every compound in solution and interaction parameters for every pair of compounds, UNIFAC estimates these parameters as functions of the number of occurrences of various molecular substructures, or groups, in a molecule. This means that UNIFAC can be applied to estimate activity coefficients for arbitrary systems, so long as every group is defined and an interaction parameter exists for every pair of groups in the composition.

The UNIFAC method calculates the activity coefficient as a function of two contributions: (1) the residual contribution, meant to account for the interactions of groups in the mixture; and (2) the combinatorial contribution, meant to account for entropic effects due to differences in molecular shape. Using these two components, the activity coefficient for each compound i is calculated as follows:

$$\ln \gamma_i = \ln \gamma_i^R + \ln \gamma_i^C$$

where $\ln \gamma_i^R$ corresponds to the residual contribution to the activity coefficient and $\ln \gamma_i^C$ to the combinatorial contribution.

2.3.1 Residual term

In the UNIFAC method, we first define n_i^k to be the number of times group k occurs in molecule i . Using this with the mole fraction x_i of each compound i , we calculate the group mole fraction, X_k , or the amount of groups of type k as a fraction of the total groups:

$$X_k = \frac{\sum_i x_i n_i^k}{\sum_i \sum_j x_i n_i^j}$$

We use the X_k values to then determine the relative surface area each group represents in the mixture. This is done by taking an average of the X_k values weighted with the surface area contributions, Q_k , of each group k . We define the

¹ A. Fredenslund, R.L. Jones, and J.M. Prausnitz, *Group-contribution estimation of activity coefficients in nonideal liquid mixtures*, *AIChE Journal* 21, 1086 (1975) (<https://doi.org/10.1002/aic.690210607>)

result as the area fraction of group k :

$$\Theta_k = \frac{X_k Q_k}{\sum_m x_m Q_m}$$

the surface area and volume of a molecule is estimated as a linear function of the number and types of groups that are present. Each group k occurs a n_i^k times in molecule i .

Additionally, between every pair of groups, k and m an interaction energy is defined as a_{km} . This energy is given in Kelvin and is used to calculate the group interaction parameter Ψ_{km} :

$$\Psi_{km} = \exp\left(\frac{-a_{km}}{T}\right)$$

where T is the temperature of the system in Kelvin. Note that $\Psi_{km} \neq \Psi_{mk}$.

These parameters are then used to calculate the residual contribution to the activity coefficient for each group k :

$$\ln \Gamma_k = Q_k \left(1 - \ln \sum_m \Theta_m \Psi_{mk} - \sum_m \frac{\Theta_m \Psi_{km}}{\sum_n \Theta_n \Psi_{nm}} \right)$$

Additionally, one must also calculate $\ln \Gamma_k^{(i)}$, which follows the same procedure as above for each compound assuming it exists in a pure form, i.e., $x_i = 1$. Then, the residual contribution to the activity coefficient is calculated as follows:

$$\ln \gamma_i^R = \sum_k n_i^k \left(\ln \Gamma_k - \ln \Gamma_k^{(i)} \right)$$

2.3.2 Combinatorial term

To estimate the combinatorial contribution to the activity coefficient, first the surface area, q_i , and volume, r_i , of molecule i are estimated as follows:

$$q_i = \sum_k Q_k n_i^k \quad r_i = \sum_k R_k n_i^k$$

where Q_k is the surface area contribution of group k and R_k is the volume contribution. Using these parameters we can define the relative surface area and relative volume (also called fractional surface area and fractional volume) corresponding to molecule i in solution. This is simply an average of the surface areas/volumes of each compound weighted by the mole fraction of that compound in solution:

$$\theta_i = \frac{x_i q_i}{\sum_j x_j q_j} \quad \phi_i = \frac{x_i r_i}{\sum_j x_j r_j}$$

Additionally, we calculate the parameter L_i :

$$L_i = \frac{z}{2}(r_i - q_i) - (r_i - 1)$$

where z is the coordination number and is usually taken to be equal to 10. All of these parameters are then used to calculate the combinatorial contribution to the activity coefficient:

$$\ln \gamma_i^C = \ln \frac{\phi_i}{x_i} + \frac{z}{2} q_i \ln \frac{\theta_i}{\phi_i} + L_i - \frac{\phi_i}{x_i} \sum_j x_j L_j$$

2.4 Calculation of properties

The COSMO-RS method allows to calculate the (pseudo-)chemical potential of a compound in the liquid phase, as well as in the gas phase, see the the COSMO-RS theory that was discussed before and Ref.¹. In the ADF COSMO-RS implementation the following equations were used to calculate properties using these chemical potentials.

$$\begin{aligned} \sum_i x_i &= \sum_i y_i^{vapor} = \sum_i w_i = 1 \\ w_i &= x_i M_i^{pure} / M^{ave} \\ M^{ave} &= \sum_i x_i M_i^{pure} \\ p_i^{pure} &= \exp\{(\mu_i^{pure} - \mu_i^{gas})/RT\} \\ p_i^{vapor} &= x_i \exp\{(\mu_i^{solv} - \mu_i^{gas})/RT\} \\ p^{vapor} &= \sum_i p_i^{vapor} \\ y_i^{vapor} &= p_i^{vapor} / p^{vapor} \\ \gamma_i &= \exp\{(\mu_i^{solv} - \mu_i^{pure})/RT\} \\ a_i &= \gamma_i x_i \\ G^E &= \sum_i x_i (\mu_i^{solv} - \mu_i^{pure}) \\ H^E &= -RT^2 \partial\{G^E/RT\}/\partial T \\ G^E &= H^E - TS^E \\ \Delta_{vap}H &= RT^2/p^{vapor} \partial\{p^{vapor}\}/\partial T \\ k_H &= 1/V_{solvent} \exp\{(\mu_i^{gas} - \mu_i^{solv})/RT\} \\ k_H^{cc} &= 1/(k_H V_{solvent}) = \gamma_i p_i^{pure} \\ x_i^{SOL} &= 1/\gamma_i (T > T_m) \\ x_i^{SOL} &= 1/\gamma_i \exp\{\Delta H_{fus}(1/T_m - 1/T)/R - \Delta C_p(\ln(T_m/T) - T_m/T + 1)/R\} (T < T_m) \\ \Delta G_{solv}^{liq-solv} &= \mu_i^{solv} - \mu_i^{pure} \\ \Delta G_{solv}^{gas-solv} &= \mu_i^{solv} - \mu_i^{gas} + RT \ln(V_{solvent}/V_{gas}) \\ \log_{10} P_{solv1/solv2} &= 1/\ln(10) (\mu_i^{solv2} - \mu_i^{solv1})/RT + \log_{10}(V_{solv1}/V_{solv2}) \\ 1/LFL_{mix} &= \sum_i (y_i^{vapor}/LFL_i) \end{aligned}$$

The above equations are not always exact, some assume perfect gas behavior, for example.

The molar fraction x_i of each compound i of the solvent should add up to 1.

With the COSMO-RS method it is possible to predict vapor pressures. In the COSMO-RS model the free energy difference between the chemical potential in the gas phase (perfect gas with a reference state of 1 bar) and the chemical potential of the liquid phase has been defined in such a way that the equation: $p_i = \exp(\mu_i^{pure} - \mu_i^{gas})/RT$, will give the pressure in units of bar. It is also possible to use experimental vapor pressures of pure compounds as input data for the calculation. This may increase the accuracy of the calculated vapor pressures in a mixture, for example.

In the COSMO-RS method the volume of 1 molecule in the liquid phase is approximated with the volume of the molecule shaped cavity, that is used in the COSMO calculations. In this way it is possible to calculate the volume of 1 mole of solvent molecules in the liquid phase. However, for properties that depend on such volumes, one can also use (related) experimental data as input data for the calculation.

¹ A. Klamt, V. Jonas, T. Bürger and J.C. Lohrenz, *Refinement and Parametrization of COSMO-RS*. J. Phys. Chem. A 102, 5074 (1998) (<https://doi.org/10.1021/jp980017s>)

The calculation of the boiling temperature of a solvent is performed with an iterative method. The temperature is varied until the calculated vapor pressure is within a certain threshold of the desired pressure.

Also the calculation of solubility of compound i is performed with an iterative method, since the activity coefficient γ_i depends on the molar fraction of this compound. The COSMO-RS method does not predict ΔH_{fus} , ΔC_p , or T_m . These can be given as input data for the calculation of solubility calculations of solid compounds.

Starting from ADF2012 the Gibbs-Helmholtz equation is used to calculate the excess enthalpy of a mixture. Previously it was estimated using the misfit and hydrogen bonding energy of the mixture and its pure compounds.

Quantity	Meaning
R	Gas constant
T	Temperature
x_i	The molar fraction of compound i in a liquid solution
y_i^{vapor}	The molar fraction of compound i in the gas phase
w_i	The mass fraction of compound i in a liquid solution
M_i^{pure}	The molar mass of the pure compound i
M^{ave}	The average molar mass of the mixture
γ_i	Activity coefficient of compound i in a liquid solution
a_i	Activity of compound i in a liquid solution
p_i^{pure}	The vapor pressure of the pure compound i
p_i^{vapor}	The partial vapor pressure of compound i
p^{vapor}	The total vapor pressure
μ_i^{gas}	The pseudochemical potential of the pure compound i in the gas phase
μ_i^{pure}	The pseudochemical potential of the pure compound i in the liquid phase
μ_i^{solv}	The pseudochemical potential of compound i in a liquid solution
G^E	The excess Gibbs free energy
H^E	The excess enthalpy, Gibbs-Helmholtz equation
$\Delta_{vap}H$	The enthalpy of vaporization, Clausius-Clapeyron equation
$E_i^{HB\ pure}$	The hydrogen bond energy of the pure compound i in the liquid phase, see Ref. ¹
E_i^{HB}	The partial hydrogen bond energy of compound i in a liquid solution
$E_i^{misfit\ pure}$	The misfit energy of the pure compound i in the liquid phase, see Ref. ¹
E_i^{misfit}	The partial misfit energy of compound i in a liquid solution
$\Delta G_{solv}^{liq-solv}$	The solvation Gibbs free energy from the pure compound liquid phase to the solvated phase
$\Delta G_{solv}^{gas-solv}$	The solvation Gibbs free energy from the pure compound gas phase to the solvated phase, with a reference state of 1 mol/L in both phases
k_H	Henry's law constant: ratio between the liquid phase concentration of a compound and its partial vapor pressure in the gas phase
k_H^{cc}	dimensionless Henry's law constant: ratio between the liquid phase concentration of a compound and its gas phase concentration
k_H^{px}	Henry's law constant, representing the volatility instead of the solubility, ratio between the partial vapor pressure of a compound in the gas phase and the molar fraction in the liquid phase"
$V_{solvent}$	Volume of 1 mole of solvent molecules in the liquid phase
V_{gas}	Volume of 1 mole of molecules in the gas phase (at 1 atm, perfect gas)
x_i^{SOL}	Solubility of compound i in a solvent (molar fraction)
ΔH_{fus}	The enthalpy of fusion of compound i
ΔC_p	The Δ heat capacity of fusion of compound i
T_m	The melting temperature of compound i
$\log_{10} P_{solv1/solv2}$	The logarithm of the partition coefficient P , which is the ratio of the concentrations of a compound in two immiscible solvents, solvent 1 and solvent 2

Continued on next page

Table 2.1 – continued from previous page

Quantity	Meaning
LFL_i	The flash point (lower flammable limit, LFL) of compound i
LFL_{mix}	The flash point (lower flammable limit, LFL) of a mixture, Le Chatelier's mixing rule

See also the COSMO-RS GUI tutorial for the calculation of the following properties:

- solvent vapor pressure [1, 2]
- boiling point of a solvent [1]
- partition coefficients (log P) [1, 2], Octanol-Water partition coefficients (log P_{OW}) [1]
- activity coefficients [1, 2], solvation free energies [1], Henry's law constants [1], pK_a values [1]
- solubility [1, 2]
- vapor-liquid diagram binary mixture (VLE/LLE) [1, 2]

Ionic liquids in COSMO-RS 2020

The activity coefficient of a compound i solvated in an ionic liquid is an important thermodynamic property. In COSMO-RS 2020 one can treat the ionic liquid as one compound, which means that the value of the activity coefficient is calculated in the standard way most applications report them. In particular, in COSMO-RS 2020 one can treat the ionic liquid as one compound, which only has the dissociated form.

- [ionic liquids tutorial](#)

Ionic liquids in COSMO-RS <=2019

The activity coefficient of a compound i solvated in an ionic liquid is an important thermodynamic property. The cation and anion, which have been treated separately, will be used in equal amounts to ensure an electroneutral mixture in the COSMO-RS calculation.

In other applications cation-anion pair have been treated as one molecule, however, below we will treat the cation and anion as two separate molecules, which is needed in older versions of COSMO-RS <=2019. This has consequences for the value of the activity coefficient.

For example, for a 1:1 IL (i.e., $[A]^+ [B]^-$), the activity coefficient at a finite concentration of solute i in the binary mixture (IL + solute) can be calculated by

$$\gamma_i^{\text{bin}} = (\gamma_i^{\text{tern}} x_i^{\text{tern}}) / x_i^{\text{bin}} = \gamma_i^{\text{tern}} / (1 + x_{\text{IL}}^{\text{bin}})$$

where the superscript "tern" represents the hypothetical ternary system comprising cation, anion and solute i, with

$$x_{\text{cation}}^{\text{tern}} = x_{\text{anion}}^{\text{tern}}$$

$$x_{\text{cation}}^{\text{tern}} + x_{\text{anion}}^{\text{tern}} + x_i^{\text{tern}} = 1$$

and the superscript "bin" represents the binary mixture comprising solute and IL, with

$$x_{\text{IL}}^{\text{bin}} + x_i^{\text{bin}} = 1$$

Accordingly, the activity coefficient of a solute i in the binary mixture (IL + solute) at infinite dilution is simplified as

$$\gamma_i^{\text{bin}} = 0.5 \gamma_i^{\text{tern}} \quad (\text{at infinite dilution})$$

Thus in this case we should scale the activity coefficient at infinite dilution γ_i^{tern} , which is directly obtained from the COSMO-RS calculation, with a factor of 0.5.

Similarly, for a ternary system comprising component i, component j and an ionic liquid, the activity coefficient at finite concentration of component i can be calculated by

$$\gamma_i^{\text{tern}} = \gamma_i^{\text{quart}} / (1 + x_{\text{IL}}^{\text{tern}})$$

where the superscript “quart” represents the hypothetical quaternary system comprised of cation, anion, solute i and solute j, with:

$$x_{\text{cation}}^{\text{quart}} = x_{\text{anion}}^{\text{quart}}$$

$$x_{\text{cation}}^{\text{quart}} + x_{\text{anion}}^{\text{quart}} + x_i^{\text{quart}} + x_j^{\text{quart}} = 1$$

and the superscript “tern” represents the ternary mixture comprising solute i, j, and IL, with

$$x_{\text{IL}}^{\text{tern}} + x_i^{\text{tern}} + x_j^{\text{tern}} = 1$$

COSMO RESULT FILES

COSMO-RS needs as input for the calculation so called COSMO result files for each compound, which are results of quantum mechanical calculation using COSMO. In ADF such a COSMO result file is called an `adf.rkf` file (previously ADF<=2019 known as TAPE21 or as a `.t21` file) or a COSKF file (`.coskf`). With Fast Sigma such a COSMO result file is a COMPKF file (`.compkf`). With MOPAC such a COSMO result file is a `.cos` file, which can be converted to a COSKF file. In other programs such a file can be a `.cosmo` file. ADF has databases of `.coskf` files, the COSMO-RS compound database *ADFCRS-2018* (page 18) (including ionic liquids) and the COSMO-RS polymer database *ADFCRS-2019* (page 19). At <http://www.design.che.vt.edu/VT-Databases.html> a database of `.cosmo` files can be found, which were made with a different program. Note that the optimal COSMO-RS parameters may depend on the program chosen.

3.1 ADF COSMO calculation

3.1.1 ADF COSMO settings

Here it is described briefly how to make COSMO result files consistent with the way they were made for the ADF parametrization of COSMO-RS to ensure full parameter applicability. First a gas phase geometry optimization should be performed with ADF, with a small core TZP basis set, the Becke-Perdew functional (BP86), the relativistic scalar ZORA method (which is the default in ADF2020), and good numerical integration quality:

```
AMS_JOBNAME=GASPHASE "$AMSBIN/ams" << eor
Task GeometryOptimization
System
  Atoms
  ...
  End
End
Engine ADF
  Basis
  Type TZP
  Core Small
  PerAtomType Symbol=I File=ZORA/TZ2P/I.4p
  End
  XC
  GGA Becke Perdew
  End
  BeckeGrid
  Quality Good
  End
  Relativity
  Level Scalar
  Method ZORA
```

(continues on next page)

(continued from previous page)

```

End
EndEngine
eor

```

For heavier elements than krypton ($Z > 36$), like iodine, a small core TZ2P basis set is required. The resulting `adf.rkf` (previously `ADF<=2019 TAPE21` file or `.t21` file) of the molecule is used as a restart file in the COSMO calculation, and the system is loaded using the resulting `ams.rkf`. The ADF COSMO calculation is performed with the following settings:

```

AMS_JOBNAME=COSMO "$AMSBIN/ams" << eor
Task SinglePoint
LoadSystem
  File GASPHASE/ams.rkf
End
EngineRestart GASPHASE/adf.rkf
Engine ADF
  Basis
    Type TZP
    Core Small
    PerAtomType Symbol=I File=ZORA/TZ2P/I.4p
  End
  XC
    GGA Becke Perdew
  End
  BeckeGrid
    Quality Good
  End
  Relativity
    Level Scalar
    Method ZORA
  End
  Symmetry NOSYM
  SOLVATION
    Surf Delley
    Solvent name=CRS emp=0.0 cav0=0.0 cav1=0.0
    Charged method=CONJ corr
    C-Mat EXACT
    SCF VAR ALL
    RADII
      H 1.30
      C 2.00
      N 1.83
      O 1.72
      F 1.72
      Si 2.48
      P 2.13
      S 2.16
      Cl 2.05
      Br 2.16
      I 2.32
    SubEnd
  END
EndEngine
eor

```

In this COSMO calculation the Delley type of cavity construction is chosen (See Ref.¹ for details on the Delley surface

¹ B. Delley, *The conductor-like screening model for polymers and surfaces*. *Molecular Simulation* 32, 117 (2006)

construction). The name of the solvent is CRS, which sets the dielectric constant to infinite and sets the radius of the probing sphere to determine the solvent excluded part of the surface to 1.3 Angstrom.

In case of a cation or an anion, in both the gas phase calculations as well as in the COSMO calculation one should include the charge with the subkey CHARGE of the key SYSTEM in the AMS part of the input.

In the Radii subblock key the Klamt atomic cavity radii are chosen. The parameters emp, cav0, and cav1 are zero. The corr option to the CHARGED subkey constrains the computed solvent surface charges to add up to the negative of the molecular charge. Specifying exact for the C-MAT subkey causes ADF to compute straightforwardly the Coulomb potential due to the charge q in each point of the molecular numerical integration grid and integrate against the electronic charge density. This is, in principle, exact but may have inaccuracies when the numerical integration points are very close to the positions of a charge q . To remedy this, starting from ADF2010 the electrostatic potential is damped in case of (very) close lying numerical integration points and COSMO surface points. The numerical stability of the results compare to those of ADF2009 was increased as a result of this. Specifying exact for the C-MAT subkey also requires that the ADF calculation uses SYMMETRY NOSYM.

The resulting adf.rkf (previously ADF<=2019 TAPE21 file or .t21 file) of the COSMO calculation is a COSMO result file.

In a COSMO-RS calculation only the 'COSMO' part of this file is needed. One can make a kf file compound.coskf, which only consists of the section 'COSMO' if one does:

```
$AMSBIN/cpkf adf.rkf compound.coskf "COSMO"
```

The file compound.coskf should not exist before this command is given. Note that such a .coskf file is not a complete adf.rkf anymore. For example, only the COSMO surface can be viewed with AMSview. It is useful mostly for COSMO-RS calculations.

Links COSMO-RS GUI tutorial: COSMO result files [1]

3.1.2 Atomic cation or anion

In case of an atomic calculation one should of course not perform a geometry optimization. In case of a cation or an anion, in both the gas phase calculations as well as in the COSMO calculation one should include the charge with the key CHARGE. Only for atomic calculations one should include the argument method=atom to the subkey Charged of the key SOLVATION:

```
SOLVATION
  Surf Delley
  Solvent name=CRS cav0=0.0 cav1=0.0
  Charged method=atom corr
  C-Mat EXACT
  SCF VAR ALL
END
```

3.1.3 Accuracy

Several parameters in the COSMO calculation can influence the accuracy of the result of the quantum mechanical calculation. Some of these parameters will be discussed. Note that if one chooses different parameters in the COSMO calculation one may also have to reparametrize the ADF COSMO-RS parameters. A list of some of the ADF COSMO parameters.

- XC functional
- basis set

(<https://doi.org/10.1080/08927020600589684>)

- fit set
- atomic cavity radii and radius of the probing sphere
- cavity construction
- geometry

The atomic cavity radii and the radius of the probing sphere are the same as in Ref.², which describes the COSMO-RS method developed by Klamt et al., which is implemented in ADF. The Becke Perdew functional is relatively good for weakly bound systems, but may not be so good in other cases. The basis set TZP is a compromise basis set. For heavier elements than krypton ($Z > 36$), like iodine, a TZ2P basis set is required, including the relativistic scalar ZORA method. Since the relativistic method hardly cost extra time compared to a non-relativistic method, the scalar relativistic scalar ZORA method is recommended to be used also for light elements. The Delley type of cavity construction in ADF can give a large number of COSMO points. The XC functional, basis set, and cavity construction chosen in the ADF COSMO calculation have a similar accuracy as those that were used in Ref.². Note that they are not exactly the same as were used in Ref.², since in that paper a different quantum mechanical program was used.

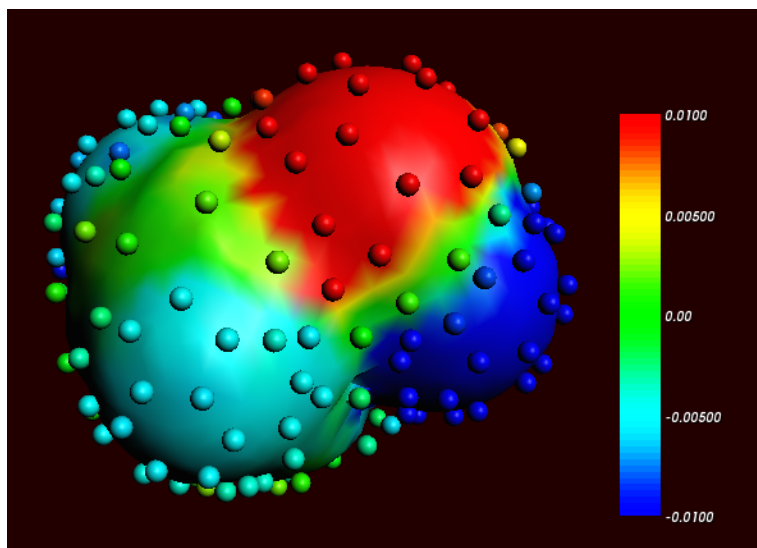
In the parametrization for ADF the same geometry was used for the gas phase and the COSMO calculation, which is different than in Ref.². It depends on the actual solvent if reoptimizing the molecule in the COSMO calculation may give better results. Note that the dielectric medium used in the COSMO model has an infinite dielectric constant in the COSMO-RS model. Thus a geometry optimization of the molecule in the COSMO calculation might be more appropriate for a molecule dissolved in water than for a molecule dissolved in n-hexane.

The fit set in ADF is not always able to describe the Coulomb potential accurately at each of the COSMO surface points. In regular ADF calculations this problem is not apparent since the numerical errors in the integrals computed in the vicinity of the COSMO surface have little impact. However, in COSMO calculations this may have some effect. This is why the option C-Mat exact was selected above, instead of the default C-Mat pot option. Another possibility is to add more fit functions, for example, using 'FitQuality Good' for the key ZlmFit in the input for the adf calculation.

3.1.4 Cavity construction

The Esurf type of cavity construction in ADF with default settings does not give a large number of COSMO points. Therefore it is recommended to use the so called Delley type of cavity construction (Ref.¹), which allows one to construct a surface which has many more points. The Esurf type of cavity construction also allows many more points if one sets the option NFDiv of the subkey DIV of the key SOLVENT to a larger value than the default value of 1. This will not be discussed here further. In ADF2010 the numerical stability of the Delley surface has been improved, by merging close lying COSMO surface points, and removing COSMO surface points with a small surface area. A figure of a COSMO surface with the Esurf type of cavity construction with default settings is given below. In this figure the small spheres represent the COSMO surface points that are used for the construction of the COSMO surface. The red part represents positive COSMO charge density, the blue part negative COSMO charge density (the coloring scheme is chosen to match the one by Klamt):

² A. Klamt, V. Jonas, T. Bürger and J.C. Lohrenz, *Refinement and Parametrization of COSMO-RS*. *J. Phys. Chem. A* 102, 5074 (1998) (<https://doi.org/10.1021/jp980017s>)




Cosmo charge density on the COSMO surface of methanol, Esurf surface (picture made with AMSview).

One can construct a surface which has many more points using a so called Delley surface. For the subkey SURF of the key SOLVENT one can choose delley. The subkey DIV of the key SOLVENT has extra options leb1 (default value 23), leb2 (default value 29), and rleb (default value 1.5 Angstrom). If the cavity radius of an atom is lower than rleb use leb1, otherwise use leb2. These values can be changed: using a higher value for leb1 and leb2 gives more surface points (maximal value leb1, leb2 is 29). A value of 23 means 194 surface points in case of a single atom, and 29 means 302 surface points in case of a single atom. Typically one could use leb1 for the surface point of H, and leb2 for the surface points of other elements.

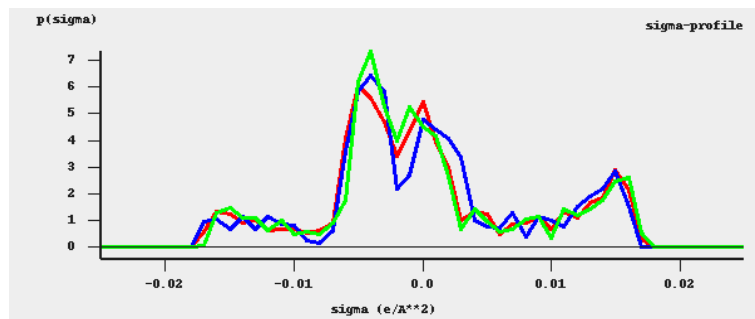
The next figure is made with the following (default for the Delley surface) settings:

```
SOLVATION
SURF Delley
DIV leb1=23 leb2=29 rleb=1.5
END
```



Cosmo charge density on the COSMO surface of methanol, Delley surface (picture made with AMSview).

The different ways of constructing the cavity has some consequences for the σ -profile of methanol, see the figure below:



σ -profiles of methanol (picture made with the CRS-GUI). In this picture the blue line is the σ -profile with the Esurf type of construction, the red line is that with the Delley type of construction with many surface points. For comparison, the green line is the σ -profile of methanol if a large QZ4P basis set is used, again with the Delley type of construction with many surface points.

3.2 ADFCRS-2018 Database

The COSMO-RS Database ADFCRS-2018 contains 2560 compounds. This database combines the COSMO-RS database ADFCRS-2010, the ionic liquid database ADFCRS-IL-2014, and some extra compounds.

Follow the [COSMO-RS GUI Tutorial on the COSMO-RS compound database](#) for more information on how to download and install the zipped COSMO-RS Database ADFCRS-2018 <https://downloads.scm.com/Downloads/crs/ADFCRS-2018.zip>, and how to use it.

The database contains CAS Registry Numbers. CAS Registry Number is a Registered Trademark of the American Chemical Society.

3.2.1 ADFCRS-2010

The COSMO-RS Database ADFCRS-2010 contains 1892 compounds, mostly solvents and small molecules. This database consists of ADF COSMO result (.coskf) files, which are results of ADF quantum mechanical calculations using COSMO, with settings suitable for use in our COSMO-RS module. The geometries have been optimized with ADF. This database makes the COSMO-RS functionality much easier and faster (the time-consuming DFT step is already done ..) to use.

The starting point for this database was a database of structures made by Prof. Sandler's group at the University of Delaware. The work of the Sandler group is based in part on earlier work by the group of Prof. Liu at Virginia Technical University, reported in these papers:

Mullins, E.; Oldland, R.; Liu, Y.A.; Wang, S.; Sandler, S.I.; Chen, C.-C.; Zwolak, M.; Seavey, K.C. *Sigma-Profile Database for Using COSMO-Based Thermodynamic Methods*. *Ind. Eng. Chem. Res.* 2006, 45 (12), 4389-4415. (<https://doi.org/10.1021/ie060370h>)

Mullins, E.; Liu, Y.A.; Ghaderi, A.; Fast, S.D. *Sigma Profile Database for Predicting Solid Solubility in Pure and Mixed Solvent Mixtures for Organic Pharmacological Compounds with COSMO-Based Thermodynamic Methods*. *Ind. Eng. Chem. Res.* 2008, 47 (5), 1707-1725. (<https://doi.org/10.1021/ie0711022>)

Phillips, K.L.; Sandler, S.I.; Greene, R.W.; Di Toro, D.M. *Quantum Mechanical Predictions of the Henry's Law Constants and Their Temperature Dependence for the 209 Polychlorinated Biphenyl Congeners*. *Environ. Sci. Technol.* 2008, 42 (22), 8412-8418. (<https://doi.org/10.1021/es800876w>)

All structures in the database ADFCRS-2010 differ from those in the papers above, as they are the result of ADF geometry optimizations.

3.2.2 ADFCRS-IL-2014

Ionic liquids (ILs), usually consisting of a large organic cation and a small inorganic polyatomic anion, have attracted considerable attention in recent years due to their unique thermophysical properties. The low vapor pressure and high conductivity of these molten salts combined with highly tunable properties, have resulted in highly diverse applications across many different fields in chemistry, materials science (battery electrolytes), chemical engineering (gas sorption and purification), and many more.

The COSMO-RS ionic liquid database ADFCRS-IL-2014 contains 80 cations and 56 anions. This ADFCRS-IL-2014 database consists of ADF COSMO result (.coskf) files, from standard ADF quantum mechanical calculations, as described in [COSMO-RS GUI Tutorial: COSMO result files](#).

SCM gratefully acknowledges Prof. Zhigang Lei's research group (State Key Laboratory of Chemical Resource Engineering, Beijing University of Chemical Technology, China) for providing the ionic liquid database as well as the corresponding tutorial.

The work of Zhigang Lei group based on the COSMO-RS model using the ADF software is listed as follows:

Z.Lei, C. Dai, J. Zhu, B. Chen, *Extractive distillation with ionic liquids: A review*, *AIChE Journal* 60, 3312 (2014) (<https://doi.org/10.1002/aic.14537>)

Z.Lei, C. Dai, B. Chen, *Gas solubility in ionic liquids*, *Chemical Reviews* 14, 1289 (2014) (<https://doi.org/10.1021/cr300497a>)

Z.Lei, J. Han, Q. Li, and B. Chen, *Process Intensification on the Supercritical Carbon Dioxide Extraction of Low-Concentration Ethanol from Aqueous Solutions*, *Industrial Engineering Chemistry research* 51, 2730 (2012) (<https://doi.org/10.1021/ie2021027>)

Z.Lei, J. Han, B. Zhang, Q. Li, J. Zhu, and B. Chen, *Solubility of CO₂ in Binary Mixtures of Room-Temperature Ionic Liquids at High Pressures*, *Journal of Chemical Engineering data* 57, 2153 (2012) (<https://doi.org/10.1021/je300016q>)

Z.Lei, C. Dai, X. Liu, L. Xiao, and B. Chen, *Extension of the UNIFAC Model for Ionic Liquids*, *Industrial Engineering Chemistry research* 51, 12135 (2012) (<https://doi.org/10.1021/ie301159v>)

Z.Lei, C. Dai, Q. Yang, J. Zhu, and B. Chen, *UNIFAC model for ionic liquid-CO (H₂) systems: An experimental and modeling study on gas solubility*, *AIChE Journal* (2014), DOI: 10.1002/aic.14606 (<https://doi.org/10.1002/aic.14606>)

3.3 ADFCRS-POLYMERS-2019 Database

The COSMO-RS database ADFCRS-POLYMERS-2019 contains data for more than 200 polymers. The zipped COSMO-RS database ADFCRS-POLYMERS-2019 can be downloaded from <https://downloads.scm.com/Downloads/crs/ADFCRS-POLYMERS-2019.zip>. The database needs to be unzipped.

3.4 Fast Sigma: a QSPR method to estimate COSMO sigma-profiles

3.4.1 Introduction

The Fast Sigma program reads a molecule in SMILES format and estimates all of the properties required for a COSMO-RS/-SAC calculation: the HB-/Non-HB-/OT-/OH- σ -profiles, COSMO surface area, and COSMO volume. This code uses QSPR techniques similar to those applied in our [Property Prediction program](#). The efficiency of these techniques means that this program can provide estimates for these essential COSMO-RS/-SAC properties in milliseconds. This allows for quick estimates to be done for a new molecule of interest as well as drastically expedited searches through screening databases of molecular candidates as compared to the full-fledged COSMO-RS strategy, which requires costly DFT calculations.

3.4.2 Input options

A list of the input options and examples of their usage is given below.

Flag	Purpose	Example
-h [-help]	Produces help message	\$AMSBIN/fast_sigma -help
-s [-smiles]	Input molecule as SMILES sting	\$AMSBIN/fast_sigma -smiles <SMILES> ...
-m [-mol]	Input molecule as .mol file	\$AMSBIN/fast_sigma -mol <mol file> ...
-d [-display]	Display problem results	\$AMSBIN/fast_sigma -d ...
-o [-output]	Write output to file	\$AMSBIN/fast_sigma -o <output.compkf> ...
-method	Chose a COSMO-RS/-SAC method	\$AMSBIN/fast_sigma -method COSMO-RS ...

There are currently two supported methods: **COSMO-RS** and **COSMOSAC2016**. One of these method names must be entered after the `-method` flag. The default method is COSMO-RS.

<output.compkf> The fast sigma program writes the output results to a file in .compkf format. The chosen output filename should generally end with .compkf. This suffix helps other parts of the code (COSMO-RS/-SAC/-UNIFAC/Solvent Optimization) recognize the format and use the file accordingly. If no filename is supplied the program writes to a file called CRSKF.

SMILES_string or .mol file Though COSMO-RS/-SAC can make estimates for many types of molecular species, the fast sigma program currently only supports organic, neutral, closed shell molecules.

3.4.3 GUI Input

The simplest way to use the Fast Sigma program is through the COSMO-RS GUI. There are two ways to do this:

- SMILES string: **Compounds** → **List of Compounds** → **Add Compound using QSPR (Fast Sigma)** → **SMILES** and select Add.
- .xyz file: **Compounds** → **List of Compounds** → **Add Compound using QSPR (Fast Sigma)** → **.xyz**, and select Add.

A .compkf file will be saved that can be used as input in COSMO-RS calculations.

3.4.4 Examples

This example calculates COSMO-RS (the default) parameters for phenol:

```
$AMSBIN/fast_sigma --smiles "c1ccccc1(O)" -d
```

sigma value	Total profile	HB profile
-0.025	0.000	0.000
-0.024	0.000	0.000
-0.023	0.000	0.000
-0.022	0.002	0.002
-0.021	0.054	0.054
-0.020	0.263	0.263
-0.019	0.523	0.523
-0.018	0.684	0.684

(continues on next page)

(continued from previous page)

-0.017	0.828	0.828
-0.016	0.801	0.801
-0.015	0.732	0.716
-0.014	0.642	0.597
-0.013	0.653	0.519
-0.012	0.678	0.487
-0.011	0.607	0.423
-0.010	0.567	0.382
-0.009	0.646	0.245
-0.008	4.183	0.023
-0.007	7.405	0.000
-0.006	7.912	0.000
-0.005	6.701	0.000
-0.004	5.544	0.000
-0.003	4.658	0.000
-0.002	3.899	0.000
-0.001	4.097	0.000
0.000	6.109	0.000
0.001	7.854	0.000
0.002	8.640	0.000
0.003	9.726	0.000
0.004	11.175	0.000
0.005	12.524	0.000
0.006	8.673	0.000
0.007	2.255	0.000
0.008	1.174	0.161
0.009	1.279	1.159
0.010	1.442	1.442
0.011	1.759	1.751
0.012	1.795	1.788
0.013	0.838	0.829
0.014	0.095	0.093
0.015	0.054	0.054
0.016	0.030	0.030
0.017	0.000	0.000
0.018	0.000	0.000
0.019	0.000	0.000
0.020	0.000	0.000
0.021	0.000	0.000
0.022	0.000	0.000
0.023	0.000	0.000
0.024	0.000	0.000
0.025	0.000	0.000
Molecular Mass =	94.0418648120	g/mol
COSMO Area =	127.5012207186	Angstrom**2
COSMO Volume =	122.0791950835	Angstrom**3
Gas Phase Bond Energy =	-2.9875007647	Hartree
Bond Energy =	-2.9968155744	Hartree
Dispersion =	-4.5319123638	kcal/mol
Deltaediel =	0.0000000000	Hartree
Nring =	6	
Chemical Formula =	C6H6O	
SMILES =	c1ccccc1(O)	

Additionally, we calculate the COSMOSAC2016 parameters for Ibuprofen as a mol file:

```
$AMSBIN/fast_sigma --mol Ibuprofen.mol --method COSMOSAC2016 -d
```

sigma value	Total profile	OH profile	OT profile
-0.025	0.000	0.000	0.000
-0.024	0.000	0.000	0.000
-0.023	0.000	0.000	0.000
-0.022	0.000	0.000	0.000
-0.021	0.009	0.009	0.000
-0.020	0.062	0.061	0.000
-0.019	0.395	0.385	0.000
-0.018	0.914	0.881	0.000
-0.017	0.925	0.879	0.000
-0.016	0.840	0.781	0.000
-0.015	0.652	0.590	0.000
-0.014	0.697	0.606	0.000
-0.013	0.604	0.499	0.000
-0.012	0.561	0.398	0.000
-0.011	0.725	0.418	0.000
-0.010	0.833	0.350	0.000
-0.009	1.282	0.230	0.000
-0.008	2.141	0.158	0.000
-0.007	5.133	0.085	0.000
-0.006	10.428	0.048	0.000
-0.005	14.386	0.000	0.000
-0.004	23.816	0.000	0.000
-0.003	26.081	0.000	0.000
-0.002	23.295	0.000	0.000
-0.001	21.443	0.000	0.000
0.000	22.124	0.000	0.000
0.001	20.652	0.000	0.000
0.002	24.315	0.036	0.000
0.003	15.722	0.086	0.035
0.004	11.878	0.171	0.092
0.005	13.670	0.288	0.197
0.006	10.405	0.381	0.307
0.007	5.479	0.561	0.413
0.008	3.525	0.713	0.613
0.009	3.358	0.823	1.055
0.010	3.879	0.639	1.840
0.011	4.503	0.180	3.025
0.012	2.708	0.083	2.006
0.013	0.930	0.020	0.745
0.014	0.061	0.000	0.104
0.015	0.000	0.000	0.000
0.016	0.000	0.000	0.000
0.017	0.000	0.000	0.000
0.018	0.000	0.000	0.000
0.019	0.000	0.000	0.000
0.020	0.000	0.000	0.000
0.021	0.000	0.000	0.000
0.022	0.000	0.000	0.000
0.023	0.000	0.000	0.000
0.024	0.000	0.000	0.000
0.025	0.000	0.000	0.000
Molecular Mass =	206.1306798160 g/mol		
COSMO Area =	278.4276940312 Angstrom**2		
COSMO Volume =	279.3341044098 Angstrom**3		

(continues on next page)

(continued from previous page)

```

Gas Phase Bond Energy =      -7.1463537624 Hartree
      Bond Energy =          -7.1619486814 Hartree
      Dispersion =          -9.7153055452 kcal/mol
      Deltaediel =           0.0007518662 Hartree
      Nring =                 0
      Chemical Formula =      C13H18O2
      SMILES =                 CC (C) Cc1ccc (C (C) C (=O) O) cc1

```

3.5 MOPAC COSMO calculation

Here it is described briefly how to make MOPAC COSMO result files.

The simplest way is to use AMSinput. Draw the molecule using AMSinput, and save the .ams file. Select **Right Panel** → **MOPAC** → **Solvation method** → **COSMO-CRS**. Select 362 for NSPA. Press Run to run the MOPAC calculation. A .coskf file will be saved that can be used as input in COSMO-RS calculations.

In AMS2019 AMSinput uses the MOPAC engine, which is part of the AMS driver. Note that this is different than in AMS2018 and before. In the Atoms block key in the AMS driver part of the input one puts the coordinates of the molecule. The main input keys for the AMS driver and the MOPAC engine are:

```

$AMSBIN/ams << eor
Task GeometryOptimization
System
  Atoms
  ....
  End
End

Engine MOPAC
  Solvation
    Enabled Yes
    NSPA 362
    Solvent
      Name CRS
    End
  End
EndEngine

eor

```

The use of the solvent CRS makes the MOPAC engine to create a .cos file, which is converted to a .coskf file by \$AMSBIN/cosmo2kf

```
cosmo2kf file.cos file.coskf
```

Note that this is automatically done if one uses AMSinput.

Compared to the default ADF COSMO-RS values a few *COSMO-RS parameters* (page 25) were reoptimized for MOPAC PM6 COSMO result files to improve the calculation of a number of partition coefficients, when compared to experimental values. Note that MOPAC is a semi-empirical quantum chemistry program, whereas ADF is based on density functional theory (DFT). Thus the MOPAC COSMO result files will not be of the same quality as the ADF COSMO result files.

THE COSMO-RS PROGRAM

The ADF COSMO-RS command line program *crs* is described here, including all input options.

4.1 Running the COSMO-RS program

Running the COSMO-RS program involves the following steps:

- Construct an ASCII input file, say *in*.
- Run the program by typing (under UNIX): `$AMSBIN/crs < in > out`
- Move / copy relevant result files (in particular *CRSKF*) to the directory where you want to save them, and give them appropriate names.
- Inspect the standard output file *out* to verify that all has gone well.

Note that in the one can also put the call to `$AMSBIN/crs` inside a script, which could be named, for example, `'example.run'`. Such shell script `'example.run'` needs be executable, if it isn't you will need to make it executable, e.g. `chmod u+x example.run`. The `'example.run'` file needs to be executed as a shell script, not as input to `$AMSBIN/crs`.

4.2 COSMO-RS and COSMO-SAC parameters

The COSMO-RS model has general parameters and element specific parameters. ADF's COSMO-SAC 2013-ADF model has general parameters, but also uses some of the COSMO-RS parameters, such as the element specific parameters. There are also technical and accuracy parameters, such as convergence criteria. This section explains how to set these parameters, and shows the default values for these parameters. By default the COSMO-RS method is chosen.

4.2.1 COSMO-RS general parameters

```
CRSPARAMETERS
{RAV          rav}
{APRIME      aprime}
{FCORR       fcorr}
{CHB         chb}
{SIGMAHBOND  sigmahbond}
{AEFF        aeff}
{LAMBDA      lambda}
{OMEGA       omega}
{ETA         eta}
```

(continues on next page)

(continued from previous page)

```

{CHORTF      chortf}
{combi1998 | combi2005}
{hb_all      | hb_hnof}
{hb_temp     | hb_notemp}
{fast        | nofast}
End

```

The ADF default values are optimized parameters for ADF calculations. The Klamt values can be found in Ref.¹. See also Ref.¹ for the meaning of the parameters.

symbol	ADF Default	ADF combi1998	Klamt	MOPAC PM6
	Ref. ²	Ref. ²	Ref. ¹	
rav (r_{av})	0.400	0.415	0.5	0.400
aprime (a')	1510.0	1515.0	1288.0	1550.0
fcorr (f_{corr})	2.802	2.812	2.4	2.802
chb (c_{hb})	8850.0	8850.0	7400.0	8400.0
sigmahbond (σ_{hb})	0.00854	0.00849	0.0082	0.00978
aeff (a_{eff})	6.94	7.62	7.1	5.96
lambda (λ)	0.130	0.129	0.14	0.135
omega (ω)	-0.212	-0.217	-0.21	-0.212
eta (η)	-9.65	-9.91	-9.15	-9.65
chortf (c^\perp)	0.816	0.816	0.816	0.816
combi1998 combi2005	combi2005	combi1998	combi1998	combi2005
hb_all hb_hnof	hb_hnof	hb_hnof	hb_hnof	hb_hnof
hb_temp hb_notemp	hb_temp	hb_notemp	hb_notemp	hb_temp
fast nofast	fast	fast	fast	fast

chortf See Ref.¹ for the definitions: $\sigma_v^\perp = \sigma_v^0 - c^\perp \sigma_v$

combi1998 | combi2005 If the subkey combi1998 is included a thermodynamically inconsistent combinatorial contribution to the chemical potential μ_i^{comb} of Ref.¹ is used. If the subkey combi2005 is included (default) a thermodynamically consistent combinatorial contribution of Ref.³ is used. See *the section on the combinatorial term* (page 5) and Ref.³.

hb_all | hb_hnof If the subkey hb_all is included hydrogen bond interaction can be included between segments that belong to H atoms and all other segments. If the subkey hb_hnof is included (default) hydrogen bond interaction can be included only between segments that belong to H atoms that are bonded to N, O, or, F, and segments that belong to N, O, or F atoms.

hb_temp | hb_notemp If the subkey hb_notemp is included the hydrogen bond interaction is not temperature dependent, as in Ref.¹. If the subkey hb_temp is included (default) the hydrogen bond interaction is temperature dependent, as in Ref.³. See *the section on the temperature dependent hydrogen bond interaction* (page 6) and Ref.³.

fast | nofast If the subkey fast is included the fast approximation is used. This fast approximation is the default. Use nofast for the original approach. See *the section on the fast approximation for COSMO-RS calculations* (page 5).

Links COSMO-RS GUI tutorial: set COSMO-RS parameters [1]

¹ A. Klamt, V. Jonas, T. Bürger and J.C. Lohrenz, *Refinement and Parametrization of COSMO-RS*. J. Phys. Chem. A 102, 5074 (1998) (<https://doi.org/10.1021/jp980017s>)

² C.C. Pye, T. Ziegler, E. van Lenthe, J.N. Louwen, *An implementation of the conductor-like screening model of solvation within the Amsterdam density functional package. Part II. COSMO for real solvents*. Can. J. Chem. 87, 790 (2009) (<https://doi.org/10.1139/V09-008>)

³ A. Klamt, *COSMO-RS From Quantum Chemistry to Fluid Phase Thermodynamics and Drug Design*, Elsevier: Amsterdam (2005), ISBN 0-444-51994-7.

4.2.2 COSMO-RS element specific parameters

```
DISPERSION
{H dispH}
{C dispC}
{N dispN}
{...}
End
```

The following table gives the element specific dispersion constants. The ADF default values are optimized parameters for ADF calculations. The Klamt values can again be found in Ref.¹. The constants for F, Si, P, S, Br, and I in the ADF defaults were only fitted to a small number of experimental values or taken from Ref.³.

element	ADF Default	ADF combi1998	Klamt Ref. ¹
H	-0.0340	-0.0346	-0.041
C	-0.0356	-0.0356	-0.037
N	-0.0224	-0.0225	-0.027
O	-0.0333	-0.0322	-0.042
Cl	-0.0485	-0.0487	-0.052
F	-0.026		
Si	-0.04		
P	-0.045		
S	-0.052		
Br	-0.055		
I	-0.062		

Note that not for all elements in the periodic system COSMO-RS parameters were fitted.

Links COSMO-RS GUI tutorial: set COSMO-RS parameters [1]

4.2.3 COSMO-SAC general parameters

The ADF COSMO-RS program can calculate activity coefficients using the COSMO-SAC 2013-ADF model, based on Ref.⁴. Like in the COSMO-RS method, pure compound vapor pressures can be given as input, for example, if experimental values are available. If these values are not specified then the pure compound vapor pressure will be calculated according to the COSMO-SAC 2013-ADF model. This part of the COSMO-SAC 2013-ADF has been implemented in ADF2016. The COSMO-SAC 2013-ADF parameters in Ref.⁴ are optimized parameters for use with ADF COSMO result files. The authors of Ref.⁶ reoptimized the revised COSMO-SAC model⁵ parameters for use with ADF COSMO result files, which is called here the COSMO-SAC 2016-ADF method. Note that the earlier COSMO-SAC papers^{7,5} do not include parameters that were optimized for use with ADF COSMO result files. The key COSMOSAC2013 needs to be included if one wants to do a COSMO-SAC 2013-ADF calculation. The key COSMOSACDHB needs to be included if one wants to do a COSMO-SAC DHB-ADF calculation. For other COSMO-SAC methods one needs to include the key COSMOSAC.

⁴ R. Xiong, S.I. Sandler, R.I. Burnett, *An improvement to COSMO-SAC for predicting thermodynamic properties*, Ind. Eng. Chem. Res. 53, 8265 (2014) (<https://doi.org/10.1021/ie404410v>)

⁶ W.L. Chen, C.M. Hsieh, L. Yang, C.C. Hsu, S.T. Lin, *A Critical Evaluation on the Performance of COSMO-SAC Models for Vapor-Liquid and Liquid-Liquid Equilibrium Predictions Based on Different Quantum Chemical Calculations*, Ind. Eng. Chem. Res. 55, 9312 (2016) (<https://doi.org/10.1021/acs.iecr.6b02345>)

⁵ C.M. Hsieh, S.I. Sandler, S.T. Lin, *Improvements of COSMO-SAC for vapor-liquid and liquid-liquid equilibrium predictions*, Fluid Phase Equilib. 297, 90 (2010) (<https://doi.org/10.1016/j.fluid.2010.06.011>)

⁷ S. Wang, S.I. Sandler, C.C. Chen, *Refinement of COSMO-SAC and the Applications*, Ind. Eng. Chem. Res. 46, 7275 (2007) (<https://doi.org/10.1021/ie070465z>)

```

COSMOSAC2013 | COSMOSAC | COSMOSACDHB
SACPARAMETERS
{AEFF      aeff}
{FDECAY    fdecay}
{SIGMA0    sigma0}
{RN        rn}
{QN        qn}
{AES       aes}
{BES       bes}
{COHOH     cohoh}
{COTOT     cotot}
{COHOT     cohot}
{RAV       rav}
{QS        qs}
{rhbcut    rhbcut}
{hb_temp   | hb_notemp}
End
    
```

symbol	2013-ADF Xiong	2016-ADF Chen	DHB-ADF Chen	2010 Hsieh	2007 Wang
	Ref. ⁴	Ref. ⁶	Ref. ⁸	Ref. ⁵	Ref. ⁷
aeff (a_{eff})	6.4813	5.8447	5.8447	7.25	7.25
fdecay (f_{decay})		3.57	3.57	3.57	3.57
sigma0 (σ_0)	0.01233	0.007	0.0063	0.007	0.007
rn (r)		66.69	66.69	66.69	66.69
qn (q)	79.352	79.53	79.53	79.53	79.53
aes (A_{ES})	7877.13	5920.84	5920.84	6525.69	8451.77
bes (B_{ES})	0.0	$1.3950 \cdot 10^8$	$1.3950 \cdot 10^8$	$1.4859 \cdot 10^8$	0.0
cohoh ($c_{\text{OH-OH}}$)	5786.72	3551.10	33306.83	4013.78	3484.42
cotot ($c_{\text{OT-OT}}$)	2739.58	1077.26	33306.83	932.31	3484.42
cohot ($c_{\text{OH-OT}}$)	4707.75	3099.31	33306.83	3016.43	3484.42
rav (r_{av})	0.51				
qs (q_{s})	0.57				
rhbcut			1.4432		
hb_temp hb_notemp	hb_notemp	hb_notemp	hb_notemp	hb_notemp	hb_notemp

See also Refs.⁴⁵ for the meaning of the parameters a_{eff} , f_{decay} , σ_0 , r , q , A_{ES} , B_{ES} , $c_{\text{OH-OH}}$, $c_{\text{OT-OT}}$, $c_{\text{OH-OT}}$, r_{av} , q_{s} . The parameter names in⁷ have been translated into parameter names used in Ref.⁵, by calculating A_{ES} from $0.3 f_{\text{pol}} a_{\text{eff}}^{3/2} / (2\epsilon_0)$, using $B_{\text{ES}} = 0$, and using $c_{\text{OH-OH}} = c_{\text{OT-OT}} = c_{\text{OH-OT}} = c_{\text{hb}}$. The parameters f_{decay} and r are not used in COSMO-SAC 2013-ADF⁴. The parameters r_{av} and q_{s} are only used in COSMO-SAC 2013-ADF. The element specific COSMO-SAC 2013-ADF epsilon constants can be set with the block key *EPSILON* (page 29). These element specific epsilon constants can not be used in ADF's implementation of earlier COSMO-SAC methods. The parameter rhbcut is only used in COSMO-SAC DHB-ADF⁸. Note that the parameters for COSMO-SAC DHB-ADF were reoptimized by Chen et al., and are different than in Ref.⁸.

hb_temp | hb_notemp If the subkey hb_notemp is included (default) the hydrogen bond interaction is not temperature dependent, as in Refs.^{7,54}. If the subkey hb_temp is included the temperature dependence of the hydrogen bond interaction f_{hb} (T) is the same as is described in *the section on the temperature dependent hydrogen bond interaction* (page 6).

Except for COSMO-SAC 2013-ADF, some COSMO-RS specific parameters are used in the next COSMO-SAC meth-

⁸ W.L. Chen, S.T. Lin, *Explicit consideration of spatial hydrogen bonding direction for activity coefficient prediction based on implicit solvation calculations*, Phys.Chem.Chem.Phys. 19, 20367 (2017) (<https://doi.org/10.1039/c7cp02317k>)

ods:

```
COSMOSAC
SACPARAMETERS
  . . .
  {OMEGA      omega}
  {ETA        eta}
End
```

symbol	2013-ADF Xiong	2016-ADF Chen, DHB-ADF Chen, 2010 Hsieh, 2007 Wang
omega (ω)		-0.212
eta (η)		-9.00

In ADF2016 these parameters are not used in the COSMO-SAC 2013-ADF method, only in the ADF implementation of the other COSMO-SAC methods. The parameters ω , η and the element specific COSMO-RS dispersion constants are taken from the COSMO-RS model. The element specific COSMO-RS dispersion constants can be set with the block key DISPERSION. ω , η , and the element specific COSMO-RS dispersion constants are used in a COSMO-RS like method for the calculation of pure compound vapor pressures.

4.2.4 COSMO-SAC element specific parameters

```
COSMOSAC2013
EPSILON
  {H  epsH}
  {C  epsC}
  {N  epsN}
  { . . . }
End
```

The following table gives the element specific epsilon constants in case of COSMO-SAC 2013-ADF, see Ref.⁴. Like in the COSMO-RS method, pure compound vapor pressures can be given as input, for example, if experimental values are available. In these values are not given, in ADF2016 the pure compound vapor pressure will be approximated using the the COSMO-SAC 2013-ADF method, which depend on these element specific epsilon constants. These constants will also have an effect on the calculated activity coefficients in case of a mixture. Note that these only have an effect in the ADF's COSMO-SAC 2013-ADF implementation.

element	2013-ADF Xiong
	Ref. ⁴
H	338.13
C.sp3	29160.92
C.sp2	30951.83
C.sp	20685.98
N.sp3	23488.54
N.sp2	22663.34
N.sp	6390.40
O.sp3-H	8527.06
O.sp3	8484.38
O.sp2	6736.85
O.sp2-N	12145.28
Cl	8435.13
F	82512.21
P	56067.81
S	45065.19
Br	62947.83
I	105910.88

Note that not for all elements in the periodic system COSMO-SAC 2013-ADF parameters were fitted.

If one leaves the EPSILON block keyword empty the contribution of the mixture dispersion to the activity coefficient will be zero.

```
EPSILON
End
```

Links COSMO-RS GUI tutorial: Expert option: set COSMO-SAC 2013-ADF parameters [1]

4.2.5 Technical and accuracy parameters

```
TECHNICAL
{RSCONV rconv}
{SACCONV sacconv}
{MAXITER maxiter}
{BPCONV bpconv}
{BPMAXITER bpmaxiter}
{SOLCONV solconv}
{SOLMAXITER solmaxiter}
{SOLXILARGE solxilarge}
{EHDELTA ehdelta}
End
```

symbol	Default values
rsconv	10 ⁻⁷ kcal/mol
sacconv	10 ⁻⁷
maxiter	10000
bpconv	10 ⁻⁶ bar
bpmaxiter	40
solconv	10 ⁻⁵ molar fraction
solmaxiter	40
solxilarge	0.99 molar fraction
ehdeltaT	1.0 Kelvin

rsconv Convergence criterion in kcal/mol in chemical potential calculation, not used in COSMO-SAC 2013-ADF. Default value 1e-7 kcal/mol.

sacconv Convergence criterion in activity coefficient calculation, only used in COSMO-SAC 2013-ADF. Default value 1e-7.

maxiter Maximum number of cycles in chemical potential or activity coefficients calculation. Default value 10000.

bpconv Convergence criterion (bar) for isobar or solvent boiling point calculation. Default value 1e-6 bar.

bpmaxiter Maximum number of cycles in isobar or solvent boiling point calculation. Default value 40.

solconv Convergence criterion (molar fraction) used in solubility calculations. Default value 1e-5 molar fraction.

solmaxiter Maximum number of cycles in solubility calculation. Default value 40.

solxilarge Threshold for (im-)miscibility (molar fraction) in solubility calculations. Above this value the mixture is considered to be fully miscible. Default value 0.99.

ehdeltaT ΔT (Kelvin) used in the calculation of the excess enthalpy using the Gibbs-Helmholtz equation and in the calculation of the enthalpy of vaporization using the Clausius-Clapeyron equation using a numerical derivative with respect to T. Default value 1.0 Kelvin.

Links COSMO-RS GUI tutorial: set COSMO-RS or COSMO-SAC 2013-ADF parameters [1]

4.3 Compounds

For each compound one has to add the keyword COMPOUND

```

COMPOUND filename
{cosmofile}
{drophbond}
{NRING nring}
{FRAC1 frac1}
{FRAC2 frac2}
{PVAP pvap}
{TVAP tvap}
{Antoine A B C}
{MELTINGPOINT meltingpoint}
{HFUSION hfusion}
{CPFUSION cpfusion}
{FLASHPOINT flashpoint}
{DENSITY density}
{SCALEAREA scalearea}
End

```

filename The filename (can be a full path, otherwise relative path is assumed) should be a COSMO result file. How to make an ADF COSMO result file can be found [here](#) (page 12).

cosmofile If the subkey cosmofile is included the file should be an ASCII COSMO file (.cosmo). If not specified (default) the file should be a kf file, either an ADF COSMO result file adf.rkf (previously ADF<=2019 TAPE21 file or .t21 file) or a COSKF file (.coskf).

drophbond If the subkey drophbond is included no hydrogen-bond terms will be included for this compound. If not specified (default) the hydrogen-bond terms are included for this compound.

nring The number of ring atoms. This is a COSMO-RS parameter. It should be 6 for benzene, for example. Default value is 0.

frac1 The molar fraction of the compound in the solvent (mass fraction if the key MASSFRACTION is used). This is solvent 1 in case of the calculation of partition coefficients (Log P) or in case of a composition line.

frac2 The molar fraction of solvent 2 (mass fraction if the key MASSFRACTION is used), only used in case of the calculation of partition coefficients (Log P) or in case of a composition line.

pvap, tvap Pure compound vapor pressure pvap (bar) at temperature tvap (Kelvin). Used only if both pvap and tvap are specified, and then will have an effect on the calculated vapor pressures or boiling points. Alternative is to set the Antoine coefficients. If both are not specified the pure compound vapor pressure is approximated using the COSMO-RS method.

A, B, C A, B, and C are the pure compound Antoine coefficients, such that: $\log P = A - B/(T+C)$. This Antoine equation is a 3-parameter fit to experimental pure compound vapor pressures P (bar) over a restricted temperature T (Kelvin) range. If the Antoine coefficients are specified this will have an effect on the calculated vapor pressures or boiling points. Alternative is to give input values for the pure compound vapor pressure at a fixed temperature. If both are not specified the pure compound vapor pressure is approximated using the COSMO-RS method.

meltingpoint, hfusion, cpfusion Pure compound melting point meltingpoint (Kelvin), pure compound enthalpy of fusion hfusion (kcal/mol), and pure compound heat capacity of fusion cpfusion (kcal/(mol K)). Only used if both meltingpoint and hfusion are specified (cpfusion optional), and will then have an effect in solubility calculations if the temperature of the solvent is below the melting point.

flashpoint Pure compound flash point flashpoint (Kelvin).

density Pure compound density density (kg/L). Used for calculating the volume of a solvent molecule.

scalearea Input scaling of COSMO surface area for a given compound. Default value 1.0 means the COSMO surface area is not scaled. Changing this value is an expert option, for example, to fit to experiment.

Links COSMO-RS GUI tutorial: set pure compound parameters [1]

4.4 Temperature

```
TEMPERATURE temperature {temperature_high ntemp}
```

temperature Temperature (Kelvin) at which temperature the COSMO-RS calculation should take place. Default room temperature 298.15. The first temperature in case of a range of temperatures.

temperature_high The last temperature (Kelvin) in case of a range of temperatures. Only used in case of solvent vapor pressure calculations or solubility calculations.

ntemp The number of temperatures in case of a range of temperatures.

4.5 Pressure

```
PRESSURE pressure {pressure_high npress}
```

pressure Pressure (bar) at which pressure the COSMO-RS calculation should take place. Default 1.01325 bar (1 atm). The first pressure in case of a range of pressures.

pressure_high The last pressure (bar) in case of a range of pressures. Only used in case of solvent boiling point calculations.

npress The number of pressures in case of a range of pressures.

4.6 Molar fractions and mass fraction

By default the ADF COSMO-RS program assumes molar fractions as input. This can be changed into mass fractions if one includes:

```
MASSFRACTION
```

4.7 Properties

4.7.1 Vapor pressure

The vapor pressure of a mixture can be calculated with:

```
PROPERTY vaporpressure
End
```

In case of a mixture the mole fraction of each compound of the solvent should be given with the subkey FRAC1 of the key COMPOUND for each compound. In case of a mixture also activity coefficients, and excess energies are calculated.

To calculate pure compound vapor pressures for more than one compound use:

```
PROPERTY purevaporpressure
End
```

It is possible to calculate the vapor pressure for a temperature range, see key TEMPERATURE.

The input pure compound vapor pressure will be used in the calculation of the vapor pressure of this compound if it is supplied with the key COMPOUND for this compound. If it is not specified then it will be approximated using the COSMO-RS method.

Links COSMO-RS GUI tutorial: solvent vapor pressure [1, 2]

4.7.2 Boiling point

The boiling point of a mixture can be calculated with the block key:

```
PROPERTY boilingpoint
End
```

In case of a mixture the mole fraction of each compound of the solvent should be given with the subkey FRAC1 of the key COMPOUND for each compound. In case of a mixture also activity coefficients, and excess energies are calculated.

To calculate pure compound boiling points for more than one compound use:

```
PROPERTY pureboilingpoint
End
```

It is possible to calculate the boiling temperature for a pressure range, see key PRESSURE.

The input pure compound vapor pressure will be used in the calculation of the vapor pressure of this compound in the mixture if it is supplied with the key COMPOUND for this compound. If it is not specified then it will be approximated using the COSMO-RS method.

The COSMO-RS calculation of the boiling temperature of a solvent is performed with an iterative method. The temperature is varied until the calculated vapor pressure is within a certain threshold of the desired pressure.

Links COSMO-RS GUI tutorial: boiling point of a solvent [1]

4.7.3 Solvent flash point

The flash point (lower flammable limit) of a compound is the lowest temperature at which the vapor of the compound forms an ignitable mixture in air. The COSMO-RS module can calculate the flash point of a mixture. The COSMO-RS module, however, does not calculate or predict the flash point of pure compounds. The COSMO-RS method is used to calculate the partial vapor pressures of each compound in the mixture, and it uses Le Chatelier's mixing rule to calculate the flash point of this mixture in the gas phase. Input pure compound flash points should be provided by the user, with the subkey FLASHPOINT flashpoint of the key COMPOUND.

```
PROPERTY flashpoint
End
```

The mole fraction of each compound of the solvent should be given with the subkey FRAC1 of the key COMPOUND for each compound.

4.7.4 Partition coefficients (LogP)

The partition coefficient of a compound in a mixture of two immiscible solvents, can be calculated with:

```
PROPERTY logp
{VOLUMEQUOTIENT volumequotient}
End
```

volumequotient If the subkey VOLUMEQUOTIENT is included the volumequotient will be used for quotient of the molar volumes of solvent 1 and solvent 2 instead of calculated values.

The mole fraction of each compound of the solvent 1 and solvent 2 should be given with the subkey FRAC1 and subkey FRAC2 of the key COMPOUND for each compound, respectively. In case of partly miscible liquids, like, for example, the Octanol-rich phase of Octanol and Water, both components have nonzero mole fractions. The compounds that are included without a given mole fraction are considered to be infinite diluted solutes. The partition coefficients are calculated for all compounds.

One can use some compounds that are present in \$AMSHOME/atomicdata/ADFCRS (Water, 1-Octanol, Benzene, Ethoxyethane, Hexane), or one can use compounds from the ADFCRS-2010 database. For example, for Octanol/Water partition coefficients one can use:

```
Property logp
  VolumeQuotient 4.93
End
Compound "$AMSHOME/atomicdata/ADFCRS/1-Octanol.coskf"
  frac1 0.725
End
Compound "$AMSHOME/atomicdata/ADFCRS/Water.coskf"
  frac1 0.275
  frac2 1.0
End
```

Links COSMO-RS GUI tutorial: partition coefficients (log P) [1, 2], Octanol-Water partition coefficients (log P_{OW}) [1]

4.7.5 Activity coefficients solvent and solute

The mole fraction of each compound of the solvent should be given with the subkey FRAC1 of the key COMPOUND for each compound. The compounds that are included without a given mole fraction are considered to be infinite diluted solutes. The activity coefficients are calculated for all compounds.

```
PROPERTY activitycoef
{DENSITYSOLVENT densitysolvent}
End
```

densitysolvent If the subkey DENSITYSOLVENT is included the densitysolvent will be used for the density of the solvent (kg/L) instead of calculated values. Relevant for the calculation of the Henry's law constant.

The input pure compound vapor pressure will be used in the calculation of the partial vapor pressure of this compound in the mixture if it is supplied with the key COMPOUND for this compound. If it is not specified then it will be approximated using the COSMO-RS method. Relevant for the calculation of the Henry's law constant.

The Henry's law constants are calculated in 2 units. The Henry's law constant k_H is the ratio between the liquid phase concentration of a compound and its partial vapor pressure in the gas phase. The dimensionless Henry's law constant k_H^{cc} is the ratio between the liquid phase concentration of a compound and its gas phase concentration.

Also calculated is $\Delta G_{sol}^{liq-solv}$, which is the solvation Gibbs free energy from the pure compound liquid phase to the solvated phase, and $\Delta G_{sol}^{gas-solv}$, which is the solvation Gibbs free energy from the pure compound gas phase to the solvated phase, with a reference state of 1 mol/L in both phases. In addition a Gibbs free energy is calculated which is the free energy of the solvated compound with respect to the gas phase energy of the spin restricted spherical averaged neutral atoms, the compound consist of. Note that zero-point vibrational energies are not taken into account in the calculation of this free energy. This energy could be used in the calculation of pK_a values.

Links COSMO-RS GUI tutorial: activity coefficients [1, 2], solvation free energies [1], Henry's law constants [1], pK_a values [1]

4.7.6 Solubility

The solubility of solutes in 1 mixture can be calculated with:

```
PROPERTY solubility
End
```

The mole fraction of each compound of the solvent should be given with the subkey FRAC1 of the key COMPOUND for each compound, and should add up to 1.0. The solutes should have zero molar fraction in the solvent. The solubility of 1 solute in pure solvents can be calculated with

```
PROPERTY puresolubility
End
```

The mole fraction of each pure solvent should be 1.0, and should be set the subkey FRAC1 of the key COMPOUND for each compound. The solute should have zero molar fraction in the solvent. It is possible to calculate the solubility of a solute at a temperature range, see key TEMPERATURE.

For solubility calculations of a solid compound one should add the pure compound melting point T_m , pure compound enthalpy of fusion ΔH_{fus} , and optionally the pure compound heat capacity of fusion ΔC_p using the subkeys meltingpoint, hfusion, and cpfusion, respectively, of the key COMPOUND for this compound. The COSMO-RS method does not predict these ΔH_{fus} , ΔC_p , or T_m .

The assumption made in the solubility calculation may be invalid in case of a solubility of a liquid in a solvent, especially if the solubility of the solvent in the liquid is high. For binary systems one may check this by calculating the miscibility gap in the binary mixture of the two liquids. It is possible to calculate the solubility of a gas in a solvent, if one adds the subkey isobar and adds the partial vapor pressure partialvaporpressure (bar) of the gas as argument for the key PRESSURE:

```
PROPERTY solubility
  isobar
End

PRESSURE partialvaporpressure
```

The solubility of a gas in a solvent can also be calculated using Henry's law, which is valid for ideal dilute solutions, see see the key PROPERTY activitycoef. The COSMO-RS calculation of the solubility of a compound is performed with an iterative method, since the activity coefficient of the compound depends on the molar fraction of this compound.

Links COSMO-RS GUI tutorial: solubility [1, 2]

4.7.7 Binary mixture (VLE/LLE)

The COSMO-RS module can automatically calculate properties of a binary mixture, by calculating these properties for a number of different compositions.

Exactly two compounds should be given in the input file.

```
PROPERTY binmixcoef
{Nfrac nfrac}
{isotherm | isobar | flashpoint}
End
```

nfrac Number of different mixtures for which the binary mixture is calculated will be nfrac+5. Default value for nfrac is 10, which means 15 different mixtures.

isotherm | isobar | flashpoint If the subkey isotherm is included (default) the binary mixture will be calculated at a fixed temperature. If the subkey isobar is included the binary mixture will be calculated at a fixed vapor pressure. If the subkey flashpoint is included the flash point of the binary mixture will be calculated.

The input pure compound vapor pressure will be used in the calculation of the partial vapor pressure of this compound in the mixture if it is supplied with the key COMPOUND for this compound. If it is not specified then it will be approximated using the COSMO-RS method.

In case of a miscibility gap (LLE) data of the 2 immiscible liquid phases will be calculated. Also information about possible azeotropes will be calculated. With the COSMO-RS GUI, activity coefficients, (partial) vapor pressures, and excess energies can be viewed.

Links COSMO-RS GUI tutorial: vapor-liquid diagram binary mixture (VLE/LLE) [1, 2]

4.7.8 Ternary mixture (VLE/LLE)

The COSMO-RS module can automatically calculate properties of a ternary mixture, by calculating these properties for a number of different compositions. Exactly three compounds should be given in the input file.

```
PROPERTY ternarymix
  {Nfrac nfrac}
  {isotherm | isobar | flashpoint}
End
```

nfrac Number of different mixtures for which the ternary mixture is calculated will be $(nfrac+1)*(nfrac+2)/2$. Default value for nfrac is 10, which means 55 different mixtures.

isotherm | isobar | flashpoint If the subkey isotherm is included (default) the ternary mixture will be calculated at a fixed temperature. If the subkey isobar is included the ternary mixture will be calculated at a fixed vapor pressure. If the subkey flashpoint is included the flash point of the ternary mixture will be calculated.

The input pure compound vapor pressure will be used in the calculation of the partial vapor pressure of this compound in the mixture if it is supplied with the key COMPOUND for this compound. If it is not specified then it will be approximated using the COSMO-RS method.

In case of a miscibility gap liquid-liquid equilibrium (LLE) data such as tie lines and an approximate phase diagram, are calculated. With the COSMO-RS GUI, activity coefficients, (partial) vapor pressures, and excess energies can be viewed as a colormap in a 2-dimensional plot with 2 of the liquid compositions on the axes.

Links COSMO-RS GUI tutorial: ternary mixtures (VLE/LLE) [1]

4.7.9 Solvents s1 - s2 Composition Line

The COSMO-RS module can linear interpolate between the compositions of solvent 1 and solvent 2, which both could be mixtures, and calculate properties, like activity coefficients, and excess energies. This property calculation does not calculate a possible miscibility gap. The mole fraction of each compound of the solvent 1 and solvent 2 should be given with the subkey FRAC1 and subkey FRAC2 of the key COMPOUND for each compound, respectively.

```
PROPERTY compositionline
  {Nfrac nfrac}
  {isotherm | isobar | flashpoint}
End
```

nfrac Number of different mixtures of the 2 solvents is calculated will be $(nfrac+1)$. Default value for nfrac is 10, which means 11 different mixtures.

isotherm | isobar | flashpoint If the subkey isotherm is included (default) a fixed temperature will be used. If the subkey isobar is included a fixed vapor pressure will be used. If the subkey flashpoint is included the flashpoint will be calculated.

Links COSMO-RS GUI tutorial: A composition line between solvents s1 and s2 [1]

4.8 Analysis

4.8.1 Sigma profile

The sigma profile of a mixture can be calculated with:

```
PROPERTY sigmaprofile
{Nprofile nprofile}
{SigmaMax sigmamax}
End
```

In case of a mixture the mole fraction of each compound in the mixture should be given with the subkey FRAC1 of the key COMPOUND for this compound.

The sigma profile pure compounds can be calculated with:

```
PROPERTY puresigmaprofile
{Nprofile nprofile}
{SigmaMax sigmamax}
End
```

nprofile Number of data points for which to calculate the sigma profile. default value 50.

sigmamax The sigma profile is calculated between -sigmamax and sigmamax. Default value 0.025.

The hydrogen bonding part (HB) of the sigma profile(s) will also be calculated. In case of a COSMO-SAC 2013-ADF calculation also the OH component of hydrogen bonding (HB-OH) is calculated, and the other type component of hydrogen bonding (HB-OT) is calculated.

Links COSMO-RS GUI tutorial: sigma profile [1]

4.8.2 Sigma potential

The sigma potential of a mixture can be calculated with:

```
PROPERTY sigmapotential
{Nprofile nprofile}
{SigmaMax sigmamax}
End
```

In case of a mixture the mole fraction of each compound in the mixture should be given with the subkey FRAC1 of the key COMPOUND for this compound.

The sigma profile pure compounds can be calculated with:

```
PROPERTY puresigmapotential
{Nprofile nprofile}
{SigmaMax sigmamax}
End
```

nprofile Number of data points for which to calculate the sigma potential. default value 50.

sigmamax The sigma potential is calculated between -sigmamax and sigmamax. Default value 0.025.

Links COSMO-RS GUI tutorial: sigma potential [1]

POLYMERS WITH COSMO-RS(-SAC)

Many types of polymers can be described with COSMO-RS theory. However, the typical procedure for calculating σ -profiles (a geometry optimization with ADF, a single point COSMO calculation, processing the surface points to make a σ -profile) is far too expensive for generating the σ -profiles of polymers. Instead, the σ -profile of a polymer can be represented as the σ -profile of a monomer scaled to the size of the polymer. This means that given a σ -profile of an “average monomer,” we can generate a σ -profile for the polymer by multiplying the monomer σ -profile by a factor equal to the number of repeat units in the polymer. This procedure, though not without some shortcomings, makes the treatment of polymers with COSMO-RS computationally tractable.

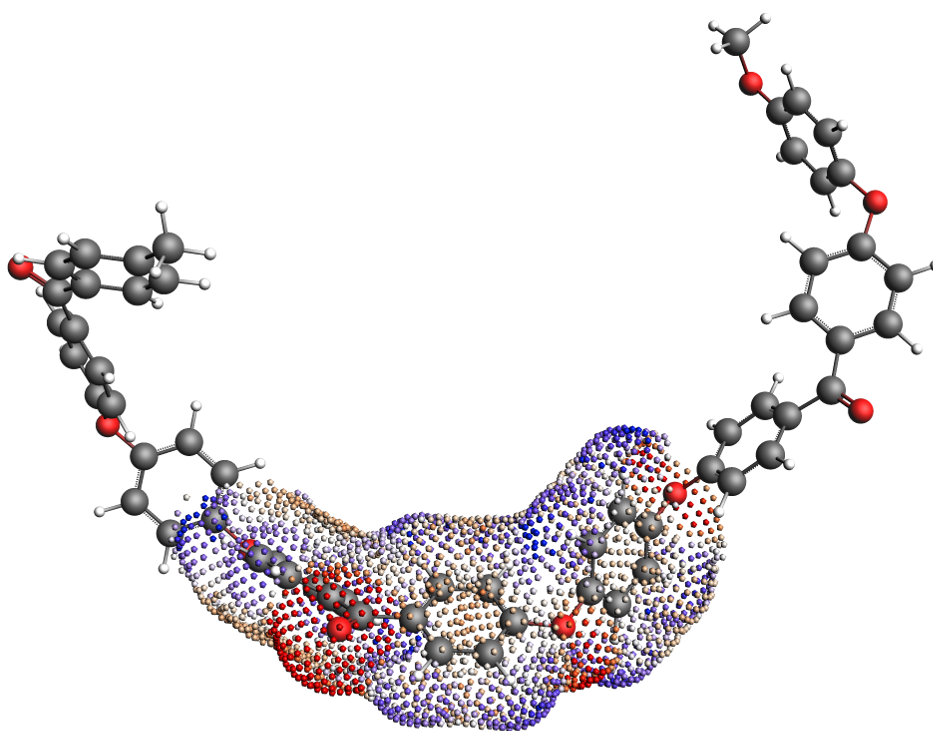


Fig. 5.1: COSMO surface of the Polyether ether ketone (PEEK) monomer within a trimer. The “average monomer” σ -profile is calculated from the central monomer unit of the trimer.

There are many possible approaches to generating the σ -profile for an “average monomer.” The approach used to generate the monomers in the 2019 ADFCRS-Polymer Database is the following:

- (1) Construct a trimer from 3 units of the monomer

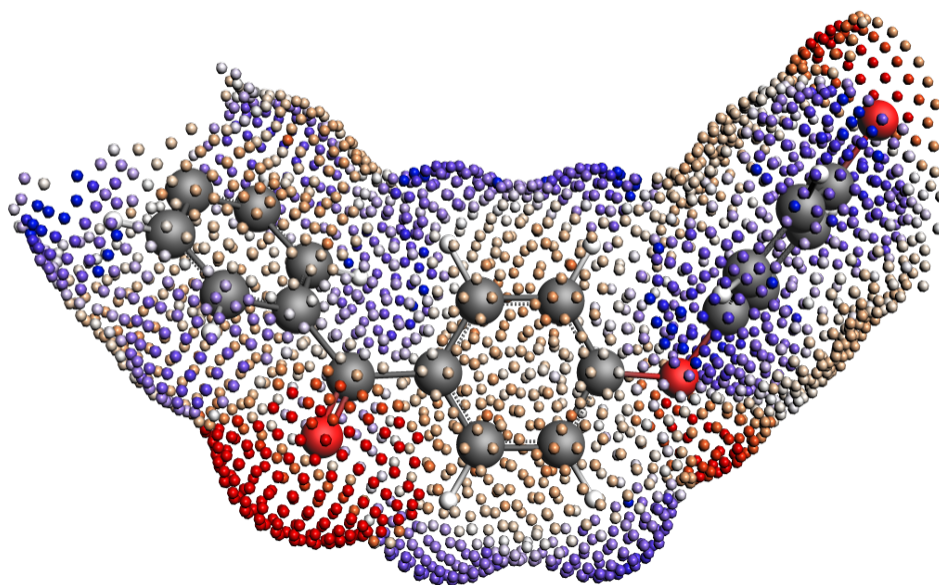


Fig. 5.2: COSMO surface of the isolated Polyether ether ketone (PEEK) monomer.

- (2) Cap the ends of the outer two monomers with methyl groups
- (3) Optimize the geometry of the trimer with ADF
- (4) Do a single point COSMO calculation
- (5) Generate the σ -profile for *only the central unit* of the trimer

This method provides the σ -profile of a monomer surrounded by two copies of itself on either side. Though perhaps longer polymer chains could be considered in the determination of the “average monomer,” the trimer representation was found to be sufficiently accurate for calculating various thermodynamic properties while not being exorbitantly expensive in the ADF step. In cases where this monomer representation fails to capture the behavior of the polymer, the following alternative procedures are possible:

- Generating a structure from a longer polymer chain and taking the “average monomer” σ -profile as an average of the σ -profiles of all of the interior monomers
- Sampling the conformational space of the polymer and using different structures for different problems (e.g., a polymer with a possible intramolecular H-bond may exhibit this internal H-bonding in a neutral solvent but not in a more polar one)

5.1 Additional properties/units for polymer systems

5.1.1 Average molecular weight

As mentioned above, polymers in COSMO-RS are calculated using a scaled version of a monomer’s σ -profile. However, because polymers come in many different lengths, we must be able to adjust the length of the polymer and accordingly adjust the scaling of the monomer σ -profile. This is done with an average molecular weight parameter, which represents the Number Average Molecular Weight M^N , defined as the following:

$$M^N = \frac{\sum_j n_j w_j}{\sum_j n_j}$$

where j is in index over all different molecules (different-length polymers are different molecules) in solution, w_j is the weight of each molecule, and n_j is the number of molecules of type j in solution. Because this parameter is adjustable, the same monomer σ -profile can be used for calculations with polymers of different lengths. Note that a default value of 10000 g/mol is used if no input is given.

5.1.2 Mole fractions of the monomers and polymers

Because a typical polymer consists of many polymer chains of different lengths, the mole fraction of the polymer is well-defined. In the COSMO-RS program, there are two mole fractions defined:

x(monomer)

$x(\text{monomer})$ is simply the mole fraction of a monomer in the solution, treating all polymeric species as a number of monomers equal to the length of the polymer chain. For non-polymeric components, $x(\text{monomer})$ is the mole fraction in relation to a solution of monomers.

x(polymer)

$x(\text{polymer})$ defines a mol of each polymer chain using the average molecular weight parameter to determine the average chain length. Specifically, we can define a term R_i as the number of repeat units in the average polymer of species i . For non-polymeric components, $R_i = 1$. R_i is shown below:

$$R_i = \frac{M_i^N}{M(\text{monomer})_i}$$

where $M(\text{monomer})_i$ refers to the molar mass of the monomer. Using this R_i , we can define $x(\text{polymer})_i$:

$$x(\text{polymer})_i = \frac{x(\text{monomer})_i/R_i}{\sum_j x(\text{monomer})_j/R_j}$$

where now j is an index over all distinct components. All polymers of the same type are assumed to be of length R_i .

5.1.3 Weight- and volume-fraction activity coefficients

As a further consequence of the ill-defined mole fraction for polymer solutions, activity coefficients are often reported in the literature in terms of weight- or volume-fraction. These are also reported for calculations in the COSMO-RS program in which at least one species is a polymer. They are defined from the activity of each species:

$$a_i = \gamma_i x(\text{polymer})_i$$

where γ_i is the activity coefficient in relation to the polymer mole fractions. Note: this is the default value for γ_i in polymer calculations. The weight-fraction activity coefficient (Ω_i) can then be calculated as:

$$\Omega_i = \frac{a_i}{w_i}$$

where w_i is the weight fraction of component i . Finally, the volume fraction activity coefficient (γ_i^ϕ) can be defined as follows:

$$\gamma_i^\phi = \frac{a_i}{\phi_i}$$

where ϕ_i is the volume fraction of component i .

5.1.4 Flory-Huggins parameter

The Flory-Huggins model is used extensively for binary polymer/solvent and polymer/polymer mixtures. In the Flory-Huggins model, the χ parameter is the single system-specific parameter and is intended to quantify the enthalpic interactions between system components. Users of the Flory-Huggins model can deduce important system behavior (phase stability, solubility, etc.) from the value of the χ parameter.

The χ parameter was originally intended to be composition- and temperature- independent, although it is now known to vary significantly across compositions and temperatures for many systems. Fortunately, system changes related to composition and temperature are captured in the COSMO-RS program and are reflected in the calculation of the Flory-Huggins χ parameter. This is due to the calculation of the χ parameter from the free energy of mixing of two species:

$$\frac{G_{mix}}{RTV} = \frac{\phi_1}{v_1} \ln(\phi_1) + \frac{\phi_2}{v_2} \ln(\phi_2) + \frac{\phi_1 \phi_2 \chi_{12}}{v_r}$$

where G_{mix} is the free energy of mixing, R is the gas constant, T is the absolute temperature, V is the system volume, ϕ_i is the volume fraction of component i , v_i is the molar volume of species i , and v_r is a reference volume. Note that the difference in v_1 and v_2 can be significant in the case of a polymer/solvent mixture. Since G_{mix} does vary with composition and temperature, the χ parameter will also exhibit this variance.

Important: Reference volumes (v_r) used in calculating the Flory-Huggins parameter

- polymer/solvent systems: v_r is equal to the molar volume of the solvent
 - polymer/polymer systems: v_r is set to a value of 0.6022140857 L/mol, which corresponds to a site size of 1 nm³
-

The COSMO-RS program can calculate thermodynamic properties for multi-component systems, including polymer-containing systems. However, the Flory-Huggins χ parameter is traditionally defined for binary mixtures (although some extensions to multi-component mixtures exist). In the case of multi-component mixtures containing polymers, we calculate a χ parameter for each species. This is summarized in the following:

Note: Calculating the Flory-Huggins parameter for systems with more than 2 components

For systems with more than 2 components, a χ parameter is defined for each component. This χ_i parameter is calculated as the χ parameter for a species i as if all the other species in solution were combined into one component. This means that for a ternary mixture of solvent/polymer A/polymer B, the χ parameter of the solvent would correspond to the χ parameter of the system defined by the solvent and the *co-polymer* of A and B. Similarly, the χ parameter of polymer A would correspond to the χ parameter of the binary system of polymer A and the meta-solvent of a combination of polymer B and the solvent.

5.2 Modified combinatorial term

The entropy of polymer solutions cannot be calculated in the same way as the entropy of small molecule solutions. For this reason, the normal combinatorial term in COSMO-RS is replaced with a polymer-specific combinatorial term. Specifically, the combinatorial term used is that of Elbro (1990)¹, which has previously been applied successfully in

¹ H.S. Elbro, A. Fredenslund, and P. Rasmussen, *A new simple equation for the prediction of solvent activities in polymer solutions*, *Macromolecules* 23, 4707 (1990) (<https://doi.org/10.1039/c7cp02317k>)

the context of COSMO-RS². The Elbro combinatorial requires the free volume fraction (ϕ_i^{fv}) of each component:

$$\phi_i^{fv} = \frac{x_i(v_i - v_i^*)}{\sum_j x_j(v_j - v_j^*)}$$

where x_i is the (polymer) mole fraction of compound i , v_i is the molar volume of compound i , v_i^* is the molar hard-core volume of compound i , and j is also an index over the compounds. Using the values of ϕ_i^{fv} for each component, the combinatorial contribution to the activity coefficient can be defined as follows:

$$\ln(\gamma_i^{fv}) = \ln\left(\frac{\phi_i^{fv}}{x_i}\right) + 1 - \frac{\phi_i^{fv}}{x_i}$$

Finally, this combinatorial term is used to calculate the final activity coefficient:

$$\ln(\gamma_i) = \ln(\gamma_i^{crs}) + \ln(\gamma_i^{fv})$$

where γ_i^{crs} is the activity coefficient calculated with COSMO-RS without any combinatorial corrections.

5.3 General application guidelines/warnings

At present, the quality of the predictions of the COSMO-RS program is *unreliable* or *untested* for the following types of systems:

- **Cross-linked polymers.** The structures of cross-linked polymers are not perfectly compatible with the assumptions in the COSMO-RS model for polymers. These types of systems are not recommended to be used with COSMO-RS.
- **Polymers with significant swelling behavior.** Polymer swelling is not easily captured with COSMO-RS. It is likely that some of the error due to swelling can be offset by using correct molar volume values for the polymers in different solvents/at different temperatures.

5.4 Downloading the ADFCRS-POLYMER-2019 database

See the *section on the ADFCRS-POLYMER-2019 database* (page 19) on how to download this database.

5.5 Tutorial on polymer calculations

There is a [tutorial on COSMO-RS calculations with polymers](#) that demonstrates basic the basic functionality of the COSMO-RS GUI with polymers. This will cover calculations using the polymer database as well as *inputting your own polymer structures*.

² C. Loschen and A. Klamt, *Prediction of solubilities and partition coefficients in polymers using COSMO-RS*, *Industrial & Engineering Chemistry Research* 53, 11478 (2014) (<https://doi.org/10.1021/ie501669z>)

THE UNIFAC PROGRAM

Using the UNIFAC program from the command line is documented in the following:

6.1 Compound Input

6.1.1 Basic Input

In the UNIFAC program, compounds are expected to be input as SMILES strings, and their ratios are expected as mole fractions. A summary of basic compound input is given below:

Flag	Purpose	Example
-h	Produces help message	\$AMSBIN/unifac -help
-smiles	Input molecule as SMILES sting	\$AMSBIN/unifac -smiles <SMILES1> <SMILES2> ...
-x	Input the mole fractions	\$AMSBIN/unifac -x <mol fraction 1> <mol fraction 2> ...
-solute	Specify a molecule as a solute	\$AMSBIN/unifac -smiles CCC - solute -smiles ...
-o	Write output to file	\$AMSBIN/unifac -o <output file> ...

Note that the -smiles and -x flags are only specified one time and all information (SMILES strings and mole fractions) comes after these flags. It is assumed that the order of the mole fractions after the -x corresponds to the order of the SMILES strings after the -smiles flag. A simple example demonstrating an activity coefficient calculation for a mixture of three compounds is given below:

```
$AMSBIN/unifac -smiles CCCCC CCCO CCCBr -solute -x 0.2 0.3 0.5 -t ACTIVITYCOEF
```

The -solute flag is used to specify which compounds should be treated as solutes for the PURESOLUBILITY template. See the PURESOLUBILITY section for more information.

6.1.2 Physical Property Input

A number of problem templates require physical property information to be input. Physical property information should be input directly after a compound's SMILES representation. A list of the physical property flags and examples of usage are given below:

Flag	Purpose	Example
-pvap	Vapor pressure (bar)	\$AMSBIN/unifac -smiles <SMILES> -pvap 0.43 ...
-tvap	Temperature (K) corresponding to pvap	\$AMSBIN/unifac -smiles <SMILES> -tvap 320.1 ...
-antoine	Antoine coefficients for compound	\$AMSBIN/unifac -smiles <SMILES> -antoine 7.23 1504.2 246.87 ...
-hfusion	Enthalpy of fusion in kJ/mol	\$AMSBIN/unifac -smiles <SMILES> -hfusion 6.4
-meltingpoint	Melting point of compound (K)	\$AMSBIN/unifac -smiles <SMILES> -meltingpoint 421.12

Below is an example (with synthetic antoine parameters) demonstrating the command line input for a binary mixture calculation (BINMIXCOEF) using vapor pressure estimated from the antoine parameters.

```
$AMSBIN/unifac -smiles "CCCCOCC" -antoine 5 1500 30 \
"CCCCCC" -antoine 6 1234 10 -t BINMIXCOEF
```

Additionally, we present an example for calculating the solubility of DDT in ethanol. Since DDT is a solid at room temperature, this requires us to input Enthalpy of Fusion and Melting Point data.

```
$AMSBIN/unifac -smiles \
"C1=CC(=CC=C1C(C2=CC=C(C=C2)C1)C(C1)(C1)C1)" -hfusion 26.28 -meltingpoint 383 \
"CCO" -x 0.0 1.0 -t SOLUBILITY
```

6.2 Program Input

6.2.1 List of possible input flags

The UNIFAC program accepts a few additional flags to specify system conditions, choose a template for the calculation, or set the number of points taken over a provided range (e.g., a temperature range). A summary of these input options is provided below. In the following section, examples are given for each flag.

Flag	Meaning
-t	One of a number of template strings to indicate the problem type
-temperature	One/two values (K) to specify the system temperature/temperature range
-n	the number of steps taken if a range is specified or for a BINMIXCOEF or TERNARYMIX calculation
-preset	an integer to indicate which solvent system is chosen for logP calculations

6.2.2 Examples of general program flags

In this section, we provide a brief example of each of the above flags.

-t

The -t flag has been shown in previous examples and will be described in more detail in the following section. The -t flag must be followed by one of the following template names:

```
LOGP
ACTIVITYCOEF
PURESOLUBILITY
SOLUBILITY
VAPORPRESSURE
PUREVAPORPRESSURE
BINMIXCOEF
TERNARYMIX
```

A brief example of this for the ACTIVITYCOEF template is given below:

```
$AMSBIN/unifac -smiles "CCCCO" "CCCCOCC" -x 0.5 0.5 -t SOLUBILITY
```

-temperature

In this example, we take the previous DDT solubility calculation and perform the calculation at a temperature of 310 K. This is shown below:

```
$AMSBIN/unifac -smiles \
"C1=CC(=CC=C1C(C2=CC=C(C=C2)C1)C(C1)(C1)C1)C1" -hfusion 26.28 -meltingpoint 383 \
"CCO" -x 0.0 1.0 -temperature 310 -t SOLUBILITY
```

If we want to calculate the solubility over a temperature range (say, 310-350 K), we need to specify the temperature flag twice and also include a number of steps to take between the two temperatures with the -n flag. This looks like the following:

```
$AMSBIN/unifac -smiles \
"C1=CC(=CC=C1C(C2=CC=C(C=C2)C1)C(C1)(C1)C1)C1" -hfusion 26.28 -meltingpoint 383 \
"CCO" -x 0.0 1.0 -temperature 310 -temperature 350 -n 10 -t SOLUBILITY
```

-n

The -n flag specifies a number of steps to take between a temperature range or the number of steps to take along each mole fraction axis for a BINMIXCOEF or a TERNARYMIX calculation. For an input value of N for the -n flag, the BINMIXCOEF and TERNARYMIX templates consider the following number of distinct mole fraction combinations:

Template	Number of distinct systems considered
BINMIXCOEF	N+5
TERNARYMIX	(N+1)(N+2)/2

If we wanted to calculate the thermodynamic properties of a binary mixture with a very small step size, we could input a N value of 1000 to take 1005 samples of the mole fraction space:

```
$AMSBIN/unifac -smiles \
"CCCCOCC" -antoine 5 1500 30 \
"CCCCCC" -antoine 6 1234 10 \
-t BINMIXCOEF -n 1000
```

-preset

The preset flag is used for a logP calculation. A preset of 2 (default) indicates that that we do a logP calculation on the traditional Octanol/Water system. This looks like the following:

```
$AMSBIN/unifac -smiles "CCCCOCC" -t LOGP -preset 2
```

More information on the preset flag options for the LOGP template will be given in the templates section.

6.3 Templates

The -t flag indicates which of several problem types, or templates, should be used. Different templates expect different input options and produce different results. A summary of the different templates is given below.

6.3.1 ACTIVITYCOEF

Number of compounds required	>= 2
Mole fraction values (-x) required	Yes
-solute flag used	No
-antoine or pvap/tvap required	No
-hfusion/-meltingpoint required	No

The activity coefficient template calculates activity coefficients from a set of mole fraction values. In the following example, we calculate the activity coefficients of the water/propanol system over a temperature range of 230-298.15 K.

```
$AMSBIN/unifac -smiles "O" "CCCO" -x 0.2 0.8 \
-t ACTIVITYCOEF -temperature 230 -temperature 298.15 -n 20
```

6.3.2 LOGP

Number of compounds required	>= 1
Mole fraction values (-x) required	No
-solute flag used	No
-antoine or pvap/tvap required	No
-hfusion/-meltingpoint required	No

The logP template calculate the partition coefficient (P) of input structures between a variety of common liquid/liquid systems. The specific set of liquids can be chosen with the -preset flag. A summary of the -preset options is given below:

-preset value	Liquid phases
2	Octanol/Water
3	Benzene/Water
4	Diethyl ether/Water
5	Hexane/Water

In the following example, we calculate the logP of Sertraline in the Octanol/Water system.

```
$AMSBIN/unifac -smiles "CNC1CCC(C2=CC=CC=C2)C3=CC(=C(C=C3)C1)C1" -t LOGP -preset 2
```

6.3.3 PURESOLUBILITY

Number of compounds required	>= 2
Mole fraction values (-x) required	No
-solute flag used	Yes
-antoine or pvap/tvap required	No
-hfusion/-meltingpoint required	if solute is a solid

The pure solubility template calculates the solubility of a solute (designated by the -solute flag) in a variety of pure solutes. More specifically, the solute's solubility is calculated in every one of the other input molecules.

In the following example we calculate the solubility of Undecanedioic acid (a solid at 298.15 K) in n-Hexane, Benzene, Water, and Ethanol.

```
$AMSBIN/unifac -smiles \
"C(CCCCC(=O)O)CCCCC(=O)O" -hfusion 39.65 -meltingpoint 385 -solute \
"CCCCCC" "c1ccccc1" "O" "CCO" -t PURESOLUBILITY
```

6.3.4 SOLUBILITY

Number of compounds required	>= 2
Mole fraction values (-x) required	Yes
-solute flag used	No
-antoine or pvap/tvap required	No
-hfusion/-meltingpoint required	if solute is a solid

The solubility template calculates the solubility of every input molecule in the system defined by the remaining molecules. For example, assume we input a system with molecules A, B, and C with mole fractions 0.2, 0.6, and 0.2. The solubility of molecule A is then calculated in a mixture of B/C where the mole fraction ratio is fixed to 3/1 (from the 0.6/0.2 in the input). The solubility of A may very well be 0.6, but this would mean the remaining mole fractions would be 0.3/0.1 (B/C). The same calculation is then also done for B and C.

In the following example we calculate the solubilities of Benzene, n-Hexane, 1-Hexanol, and Acetic acid. Note that the mole fraction of Benzene is set to 0.0. This means that Benzene's solubility will still be calculated, but it will not be part of the solvent system when the other molecules' solubilities are being calculated.

```
$AMSBIN/unifac \
-smiles "c1ccccc1" "CCCCCC" "CCCCCCO" "CC(=O)O" \
-x 0.0 0.2 0.3 0.5 -t SOLUBILITY
```

6.3.5 PUREVAPORPRESSURE

Number of compounds required	>= 1
Mole fraction values (-x) required	No
-solute flag used	No
-antoine or pvap/tvap required	Yes
-hfusion/-meltingpoint required	No

The pure vapor pressure template simply calculates the vapor pressure of a pure component. Because this requires the antoine parameters as input, this template simply evaluates the antoine equation, possibly over a temperature range.

The following example calculates the pure vapor pressure (again using synthetic antoine coefficients) for two molecules over a temperature range:

```
$AMSBIN/unifac \
-smiles "ClCCCCCl" -antoine 4 1245 123 \
"CCCCC" -antoine 5 1241 242 \
-t PUREVAPORPRESSURE -temperature 320 -temperature 350 -n 10
```

6.3.6 VAPORPRESSURE

Number of compounds required	>= 1
Mole fraction values (-x) required	Yes
-solute flag used	No
-antoine or pvap/tvap required	Yes
-hfusion/-meltingpoint required	No

The vapor pressure template calculates the vapor pressure of a mixture (or a pure component if only one compound is entered). This again requires the antoine parameters for each compound as input.

We repeat the previous example, now calculating the vapor pressure of the 0.2/0.8 mole fraction mixture.

```
$AMSBIN/unifac \
-smiles "ClCCCCCl" -antoine 4 1245 123 \
"CCCCC" -antoine 5 1241 242 \
-x 0.2 0.8 \
-t VAPORPRESSURE -temperature 320 -temperature 350 -n 10
```

6.3.7 BINMIXCOEF

Number of compounds required	2
Mole fraction values (-x) required	No
-solute flag used	No
-antoine or pvap/tvap required	Yes
-hfusion/-meltingpoint required	No

The binary mixture template takes exactly 2 compounds as input. Unlike other templates where thermodynamic properties are calculated over a range of temperatures, the binary mixture template calculates properties over a range of mole fractions. In other words, it takes a number of samples of the mole fraction space. If no antoine coefficients are given, then no gas phase thermodynamic properties are reported.

In this example we calculate binary mixture properties for the Water/Ethanol system (again with synthetic antoine parameters).

```
$AMSBIN/unifac -smiles "O" -antoine 4 1245 123 "CCO" \
-antoine 5 1241 242 -t BINMIXCOEF -n 10
```


6.3.8 TERNARYMIX

Number of compounds required	3
Mole fraction values (-x) required	No
-solute flag used	No
-antoine or pvap/tvap required	Yes
-hfusion/-meltingpoint required	No

The ternary mixture template takes exactly 3 molecules as input and performs similar calculations to those done in the binary mixture template. Note that tie lines are not calculated like they are in the COSMO-RS/-SAC programs.

In this example we add a Acetone to our previous two compounds and change the temperature to 330 K.

```
$AMSBIN/unifac -smiles "O" -antoine 4 1245 123  
"CCO" -antoine 5 1241 242 \  
"CC(=O)C" -antoine 6 2414 221 \  
-t TERNARYMIX -n 20 -temperature 330
```


PURE COMPOUND PROPERTY PREDICTION

7.1 Introduction

The Property Prediction program in ADF provides quick, accurate estimates for many important pure component physical properties. At its core, the Property Prediction program maps various QSPR descriptors of an input molecule onto a single numerical value, the property estimate. Many of these property models rely on easy-to-evaluate QSPR descriptors and numerically straightforward computations, meaning that an estimate can be provided for every property in << 1s per molecule. The general expression for the models used in the Property Prediction program is as follows:

$$f(P) = C + g\left(\sum_i c_i n_i\right) + h\left(\sum_i d_i n_i, T\right)$$

where f is a function that transforms the property value space, g is a function that maps QSPR descriptors onto a numerical value, and h is a function which also captures temperature-dependence of certain properties by including temperature, T , as an input. Additionally, C is a constant, n_i refers to QSPR values of QSPR descriptor i , and c_i and d_i are fitted coefficients corresponding to each QSPR descriptor i .

The accuracy of the property estimates depends on the nature/complexity of the input molecular structure. For many common organic structures, the property estimates should be reasonably accurate. However, as is always the case with QSPR models, the Property Prediction program will likely lose accuracy for molecules outside its training domain, i.e., for molecules that are very “dissimilar” to compounds which occur in the training set. In general, the program can be used for molecules with the following atom types:

Accepted atom types	Example functional groups which can be used with atom type
H	Alkanes, Alkenes, Alkynes, Aldehydes, Amides, Amines, Aromatics, Carboxylic Acids, Hydroxides, Sulfides, Thiols
C	Acid chlorides, Alkanes, Alkenes, Alkynes, Aldehydes, Amides, Aromatics, Carboxylic Acids, Esters, Ethers, Ketones, C-X (halogens)
N	Amides, Amines, Aromatics, Cyanides, Imines, Nitro groups
O	Acid chlorides, Aldehydes, Amides, Aromatics, Carboxylic Acids, Esters, Ethers, Ketones, Nitro groups
F	-CF, -CF ₂ , -CF ₃
S	Sulfides, Thiols
Cl	Acid chlorides, -CCl, -CCl ₂ , -CCl ₃
Br	-CBr
I	-CI

A brief description of molecule types for which this method will not work well is given in the [General warnings section](#). Common molecules for which this method will fail are: (1) those that contain only one non-hydrogen atom, e.g., Methane or Water; (2) those that contain atoms not listed in the table above.

7.2 Available properties

The Property Prediction program can predict the values of various pure component physical properties. These properties can be of interest themselves or can be used in conjunction with other COSMO-RS property calculations (e.g., to calculate the solubility of a solid in a liquid, we must know the enthalpy of fusion and melting point of the solid – both of these properties can be estimated with the Property Prediction program). The available properties and their units are listed below:

Property Name	Units	Additional Information	Typical error
Boiling point	K	at 1 atm	15 K
Critical Pressure	bar		1.5 bar
Critical Temperature	K		30 K
Critical Volume	L/mol		0.02 L/mol
Dielectric Constant			3
Ideal Gas Entropy	J/(mol K)	at 298.15 K and 1 bar	20 J/(mol K)
Flash point	K		15 K
Gibbs Energy Ideal Gas	kJ/mol	at 298.15 K and 1 bar	25 kJ/mol
Enthalpy of Combustion	kJ/mol	at 298.15 K	50 kJ/mol
Std. Enthalpy of Formation	kJ/mol	at 298.15 K and 1 bar	30 kJ/mol
Enthalpy of Fusion	kJ/mol	at Normal Melting Point	4 kJ/mol
Enthalpy of Form. Ideal Gas	kJ/mol	at 298.15 K and 1 bar	25 kJ/mol
Enthalpy of Sublimation	kJ/mol		5 kJ/mol
Melting point	K	at 1 atm	35 K
Liquid Molar volume	L/mol	at 298.15 K	0.005 L/mol
(Liquid Density)	kg/L	at 298.15 K	uses Liquid Molar Volume
Liquid Vapor Pressure	bar		10-30%
Parachor			7
Solubility Parameter	(MPa) ^{1/2}	at 298.15 K	0.7
Triple point temperature	K		35 K
Van der Waals Area	Å ²		6 Å ²
Van der Waals Volume	Å ³		3 Å ³

7.3 Running the Property Prediction program

The Property Prediction program can be run from the command line. The following general flags are used by the program:

Flag	Purpose	Example
-h [--help]	Produces help message	\$AMSBIN/prop_prediction --help
-s [--smiles]	Input molecule as SMILES sting	\$AMSBIN/prop_prediction --smiles <SMILES> ...
-m [--mol]	Input molecule as .mol file	\$AMSBIN/prop_prediction --mol <mol file> ...
--temperature	Set temperature/range (K)	\$AMSBIN/prop_prediction --temperature 298.15 ...
-n	number of steps for temperature range	\$AMSBIN/prop_prediction --n 20 ...
-d [--display]	Display calculated properties	\$AMSBIN/prop_prediction --d ...
-o [--output]	Write output to file	\$AMSBIN/prop_prediction --o <output file> ...

Note, if no output flag is supplied, then the results are written to a file called CRSKF by default. Additionally, the user may enter as many compounds as desired on the command line in either of the two available input formats.

The program can be run in 2 ways:

- Estimating all available properties for every molecule
- Estimating specific properties for every molecule

To estimate all properties for every input compound, simply execute the program with all molecules specified on the command line. Don't forget that the -d flag is required to display the results in the terminal. An example of this is below.

```
$AMSBIN/prop_prediction --smiles CCCCCO -o example.crskf -temperature 298.15 -
↪temperature 398.15 -n 20 -d
```

```
Boiling point at standard pressure :
CCCCCO          435.777  K
Critical pressure :
CCCCCO          34.3493  bar
Critical temperature :
CCCCCO          576.466  K
Critical volume :
CCCCCO          0.404124  L/mol
Liquid density :
CCCCCO          0.79182  kg/L
Dielectric constant :
CCCCCO          10.9512
Absolute entropy of an ideal gas at 298.15 K and 1 bar :
CCCCCO          439.885  J/(mol K)
Flash point :
CCCCCO          342.271  K
Gibbs energy of formation for an ideal gas at 298.15 K and 1 bar :
CCCCCO          -131.869  kJ/mol
Net enthalpy of combustion at 298.15 K :
CCCCCO          -3678.12  kJ/mol
Standard state enthalpy of formation at 298.15 K and 1 bar :
CCCCCO          -384.388  kJ/mol
Enthalpy of fusion at normal melting point :
```

(continues on next page)

(continued from previous page)

```

CCCCCO          18.5054  kJ/mol
Enthalpy of formation for an ideal gas 298.15 K :
CCCCCO          -316.821  kJ/mol
Enthalpy of sublimation :
CCCCCO          80.9799  kJ/mol
Melting point at 1 atm :
CCCCCO          231.141  K
Liquid molar volume :
CCCCCO          0.128949  L/mol
Parachor :
CCCCCO          289.059
Solubility parameter :
CCCCCO          10.1294  (MPa)^0.5
Triple point temperature :
CCCCCO          230.404  K
Van der Waals area :
CCCCCO          171.059  Å^2
Van der Waals volume :
CCCCCO          120.519  Å^3
Liquid vapor pressure :
Molecule: CCCCCO
  Temperature (K)      Vapor pressure (bar)
    298.15             0.001229
    303.15             0.001809
    308.15             0.002623
    313.15             0.003750
    318.15             0.005289
    323.15             0.007362
    328.15             0.010123
    333.15             0.013757
    338.15             0.018487
    343.15             0.024582
    348.15             0.032357
    353.15             0.042182
    358.15             0.054484
    363.15             0.069757
    368.15             0.088563
    373.15             0.111537
    378.15             0.139394
    383.15             0.172929
    388.15             0.213022
    393.15             0.260644
    398.15             0.316852

```

For most applications, it is not necessary to calculate all of the available physical properties (although doing so is practically just as fast). In these cases, additional property flags need to be specified on the command line to restrict the program to calculating only certain physical properties. For example, if we were doing solid/liquid solubility calculations on Ibuprofen and Paracetamol, we would require the Enthalpy of Fusion and the Melting Point of both compounds. To calculate only these two properties, we simply have to add the two property flags “-hfusion” and “-meltingpoint” to the command line. Using the .mol file for Ibuprofen and the SMILES string for Paracetamol, we execute the following:

```

$AMSBIN/prop_prediction -d -m Ibuprofen.mol -s 'CC(=O)NC1=CC=C(C=C1)O' -hfusion -
↪meltingpoint

```

```

Enthalpy of fusion at normal melting point :
CC(=O)NC1=CC=C(C=C1)O      33.0298  kJ/mol
Ibuprofen.mol              24.0336  kJ/mol

Melting point at 1 atm :
CC(=O)NC1=CC=C(C=C1)O      469.282  K
Ibuprofen.mol              331.887  K

```

7.4 Index of property keys

The available properties and their corresponding property flags are listed below:

Property Name	Property Flag
Boiling point	--boilingpoint
Critical Pressure	--criticalpressure
Critical Temperature	--criticaltemp
Critical Volume	--criticalvol
Dielectric Constant	--dielectricconstant
Ideal Gas Entropy	--entropygas
Flash point	--flashpoint
Gibbs Energy Ideal Gas	--gidealgas
Enthalpy of Combustion	--hcombust
Std. Enthalpy of Formation	--hformstd
Enthalpy of Fusion	--hfusion
Enthalpy of Form. Ideal Gas	--hidealgas
Enthalpy of Sublimation	--hsublimation
Melting point	--meltingpoint
Liquid Molar volume	--molarvol
(Liquid Density)	--molarvol
Liquid Vapor Pressure	--vaporpressure
Parachor	--parachor
Solubility Parameter	--solubilityparam
Triple point temperature	--tpt
Van der Waals Area	--vdwarea
Van der Waals Volume	--vdwvol

7.5 General warnings

This method will **fail** for the following types of molecules:

- Those that contain *only one non-hydrogen atom* (e.g., Methane or Water). However, experimental data is ample for these small molecules. The vapor pressure model is the exception in that it *can* represent such small structures.
- Those that contain atoms or substructures that are not listed in the *Accepted atom types table* (page 53) above.
- Polymers and Ionic Liquids

This method will **lose accuracy** for some properties in the following domains:

- Molecules with *many different types of functional groups*

- Molecules that are *extremely light* (< 3 non-Hydrogen atoms) or *heavy* (> 30 non-Hydrogen atoms)

7.6 Equations for temperature-dependent properties

7.6.1 VPM1: liquid vapor pressure

$$\ln(P) = A/T + B\ln(T) + CT + D$$

Symbol	Meaning
P	vapor pressure
T	absolute temperature
A,B,C,D	estimated constants

SOLVENT OPTIMIZATION

8.1 Introduction

The choice of solvent or solvent system can have a dramatic impact on the solubility of solutes, the performance of the solvent system for liquid-liquid extraction, or reaction rates/selectivities for many chemical reactions. The solvent is also one of the most accessible variables in formulation/reaction/extraction design as many of the other species in these problems (active ingredients, co-solvents, reactants, catalysts, extracts, raffinates, etc.) are often fixed or tightly constrained. However, the solvent selection problem is combinatorially complex and non-trivial. As an example of this complexity, consider the problem of choosing up to 4 solvents for a process from a set of 100 possible solvents. The number of combinations alone is over 4 million, a number that makes laboratory- or pilot-scale testing for every system untenable. An additional complication is that the identities of the solvents alone do not determine a solvent system: we must also know the mole fractions. Of course, there are an infinite number of possible mole fraction values for a solvent system (a value of $x_1 = 0.3$, $x_2 = 0.7$ is just as valid as $x_1 = 0.29999$, $x_2 = 0.70001$), meaning a high-throughput approach would still require multiple mole fraction values for each solvent system to effectively sample the mole fraction space.

Luckily, the complexity of this problem can be addressed with modern mathematical optimization approaches. Following the approach of¹, we re-structure the COSMO-RS/-SAC parameters and equations and incorporate them into a Mixed Integer Nonlinear Programming (MINLP) formulation. Using this generic formulation, we can apply a number of optimization solvers and solution techniques to the problem of determining an optimal solvent system. We note that the optimization methods currently in use only guarantee local solutions, but the formulation should be robust enough to provide high-quality solutions for many types of problems. In fact, for most of our example problems, our optimization approach was able to find the globally optimal solution (as determined by an exhaustive enumeration of the solvent space and dense sampling of the mole fractions space). There are additionally some features in the program (e.g., the -multistart flag) which help to provide a diversity of starting conditions so the solvers can find high-quality solutions.

8.2 Problem types

At present, the program has two problem templates:

- The **SOLUBILITY** template: this selects a solvent system and mole fractions in order to maximize or minimize the mole fraction solubility of a solid solute in the liquid mixture. Note that currently only solid/liquid equilibria calculations are supported.
- The **LLEXTRACTION** template: this selects a two-phase solvent system and mole fractions in order to maximize (or minimize) the distribution ratio (D) of two solutes between the two liquid phases. The distribution ratio for these problems is defined in terms of mole fractions rather than concentrations. The formula for this is given in an equation below. Note that LLEXTRACTION problems will fail if all possible solvents are miscible.

¹ N.D. Austin, N.V. Sahinidis, D.W. Trahan, *COSMO-based computer-aided molecular/mixture design: A focus on reaction solvents*, *AIChE Journal* 64, 104 (2018) (<https://doi.org/10.1002/aic.15871>)

Because liquid densities are not always known, we calculate the distribution ratio (D) in terms of mole fractions. The liquid-liquid phase equilibrium condition provides an equivalent expression for D. More precisely, this means that D can be calculated as follows:

$$D = \max \left(\frac{\gamma_1^I \gamma_2^{II}}{\gamma_1^{II} \gamma_2^I}, \frac{\gamma_2^I \gamma_1^{II}}{\gamma_2^{II} \gamma_1^I} \right)$$

where γ_i^j represents the activity coefficient of solute i in phase j . Here, we assume that the two solutes to be separated are indexed with $i \in \{1, 2\}$. The max operator, though not used in the optimization problem itself, allows us to express the correct value of D in the equation above. In other words, the max operator removes the dependence of the D value on arbitrary indexing of solutes and phases.

Note: For LLEXTRACTION problems, the mole fractions of the solutes are fixed to 0 unless they are also specified as solvents. This means that the distribution coefficient is calculated using the infinite dilution activity coefficients.

A brief summary of what to expect for solvent optimization problems using the two templates is given below:

	SOLUBILITY	LLEXTRACTION
Minimum number of solvents	1	2
Preferred number of solvents	>1	>4
Typical solution times	<2s	1-30s
Recommended multistarts	<5 if any	5-10
Warmstart recommended	No	Problem-dependent

The warmstart and multistart options will be explained in a later section.

8.3 Running the Solvent Optimization program

The Solvent Optimization program can be run from the command line. The following general flags are used by the program:

Flag	Purpose	Example
-h [-help]	Produces help message	\$AMSBIN/solvent_opt -help
-s [-smiles]	Input molecule as SMILES sting	\$AMSBIN/solvent_opt -smiles <SMILES> ...
-m [-mol]	Input molecule as .mol file	\$AMSBIN/solvent_opt -mol <mol file> ...
-c [-coskf]	Input molecule as .coskf file	\$AMSBIN/solvent_opt -coskf <.coskf file> ...
-d [-display]	Display problem results	\$AMSBIN/solvent_opt -d ...
-o [-output]	Write output to file	\$AMSBIN/solvent_opt -o <output file> ...

Additionally, physical properties required for the calculation can be input on the command line. Presently, only two physical properties (Enthalpy of Fusion and Melting Point) are required for certain calculations. These flags must follow a molecule input and be followed by the property value. Some examples are given below:

Flag	Property	Example
-hfusion	H of Fusion (kJ/mol)	\$AMSBIN/solvent_opt -c Ibuprofen.coskf -hfusion 26.6 ...
-meltingpoint	Melting point (K)	\$AMSBIN/solvent_opt -c Ibuprofen.coskf -meltingpoint 349.2 ...

Optimization problem specifications and method options can be input with the following flags:

Flag	Meaning	Example
-method	Choice of method (COSMO-RS COS-MOSAC2016)	... -method COSMO-RS ...
-max	maximize the Solubility/Extraction ratio	
-min	minimize the Solubility/Extraction ratio	
-solute	specify which molecules are solutes	... -s CCCO -solute ...
-t [-template]	choose a problem template	... -t LLEXTRACTION ...
-temperature	input 1 or 2 temperatures (K)	... -temperature 298.15 ...

Note that, like the -hfusion and -meltingpoint flags, the -solute flag comes *after* a compound identifier (SMILES string/filename).

Finally, there are two more optimization problem flags which can be altered for problems that do not converge. The first is the -multistart flag. This flag takes an integer N as input and instructs the algorithm to begin from N randomly-generated starting points. This can be useful for difficult problems because not only will the algorithm begin from more starting points, but it will also adjust internal parameters every time a problem fails. The -warmstart flag instructs the main algorithm to attempt to make the convert the initial starting point to a high-quality, feasible starting point which can then be given to the optimization algorithm. This option can be helpful for many problems, especially those with small numbers of solvents or LLEXTRACTION problems where the solvents are extremely immiscible (e.g., Water and n-Hexane). A summary of these options is presented below:

Flag	Meaning	Example
-multistart	Start from a number of random starting points	... -multistart 5 ...
-warmstart	Use the warmstart strategy	\$AMSBIN/solvent_opt -warmstart ...

8.4 Examples

In this section, we provide a few example problems to demonstrate a few of the features available in the Solvent Optimization program. We first do a sample problem with the SOLUBILITY template, and then we provide an example of the usage of the LLEXTRACTION template.

8.4.1 Solubility

For a first example, we determine a mixture of solvents to maximize the solubility of Paracetamol. For the purposes of illustrating features, we assume that we do not have an available .coskf file for Paracetamol and must use its SMILES string. We can use a few common solvents from the ADFCRS-2018 database:

```
$AMSBIN/solvent_opt -t SOLUBILITY -d -max \
-s "CC(=O)NC1=CC=C(C=C1)O" -solute -meltingpoint 443.1 \
-c $AMSHOME/atomicdata/ADFCRS-2018/Acetic_acid.coskf \
-c $AMSHOME/atomicdata/ADFCRS-2018/Hexane.coskf \
-c $AMSHOME/atomicdata/ADFCRS-2018/Toluene.coskf \
-c $AMSHOME/atomicdata/ADFCRS-2018/Butanoic_acid.coskf \
-c $AMSHOME/atomicdata/ADFCRS-2018/Ethanol.coskf
```

```
=====
      Estimating missing property values
=====
                                     Estimated values
-----
Molecule                               Missing Property   Estimated Value
-----
CC(=O)NC1=CC=C(C=C1)O                  Hfusion              7.89433
-----

=====
      Beginning solvent optimization problem
=====

*****
                          Iteration 1
*****

Initial guess x1:   0.0235183
Initial guess x2:   0.0758477
Initial guess x3:   0.220089
Initial guess x4:   0.283974
Initial guess x5:   0.314382
Initial guess x6:   0.082189
-----> Solver Status: CONVERGED
Objective value: 0.159729

-----
                          Variable values
-----

      x1:   0.159729   CC(=O)NC1=CC=C(C=C1)O
      x2:   0          Acetic_acid.coskf
      x3:   0          Hexane.coskf
      x4:   0          Toluene.coskf
      x5:   0          Butanoic_acid.coskf
      x6:   0.840271  Ethanol.coskf
```

The problem correctly selects Ethanol as the solvent in which Paracetamol is most soluble. Single solvent solutions are common in SOLUBILITY problems as often no mixed solvent system outperforms single solvents. Notice that in this example any required property values for solid/liquid equilibria that are missing are estimated based on the input SMILES string. Because the -meltingpoint flag provided a value for the Melting Point, only the Enthalpy of Fusion is estimated.

8.4.2 Liquid-liquid extraction

Our next example focuses on a classic liquid-liquid extraction problem: separating Acetic acid and Water. In this example, we assume that we want to replace a standard solvent for this extraction (n-Hexane) with something more environmentally-friendly. Consulting GSK's Solvent Selection Guide², we restrict our problem to the solvents with the fewest issues: Water, 1-Butanol, 2-Butanol, t-Butyl acetate, Isopropyl acetate, Propyl acetate, and Dimethyl carbonate.

```
$AMSBIN/solvent_opt -d -t LLEXTRACTION -max \  
-c $AMSHOME/atomicdata/ADFCRS-2018/Acetic_acid.coskf -solute \  
-c $AMSHOME/atomicdata/ADFCRS-2018/Water.coskf -solute \  
-c $AMSHOME/atomicdata/ADFCRS-2018/Water.coskf \  
-c $AMSHOME/atomicdata/ADFCRS-2018/1-Butanol.coskf \  
-c $AMSHOME/atomicdata/ADFCRS-2018/2-Butanol.coskf \  
-c $AMSHOME/atomicdata/ADFCRS-2018/tert-Butyl_acetate.coskf \  
-c $AMSHOME/atomicdata/ADFCRS-2018/Isopropyl_acetate.coskf \  
-c $AMSHOME/atomicdata/ADFCRS-2018/Propyl_acetate.coskf \  
-c $AMSHOME/atomicdata/ADFCRS-2018/Dimethyl_carbonate.coskf
```

Notice that water is repeated because it is both a solute and a solvent in the solvent space. The output produced is the following:

```
Removing duplicate entry: /home/austin/amshome/atomicdata/ADFCRS-2018/Water.coskf
```

```
=====
Beginning solvent optimization problem
=====
*****
Iteration 1
*****
Initial guess x1:   Phase I      Phase II
Initial guess x2:   0.0818796    0.241048
Initial guess x3:   0.162378     0.185238
Initial guess x4:   0.198892     0.0429676
Initial guess x5:   0.114387     0.152842
Initial guess x6:   0.0267187    0.0437898
Initial guess x7:   0.232349     0.042073
Initial guess x8:   0.112232     0.182333
Initial guess x8:   0.071164     0.109708
-----> Solver Status: CONVERGED
Objective value: 232.779
-----
Variable values
-----
x1: 0 0 Acetic_acid.coskf
x2: 0.994592 0.0358616 Water.coskf
x3: 0 0 1-Butanol.coskf
x4: 0 0 2-Butanol.coskf
x5: 0.000100098 0.186012 tert-Butyl_acetate.coskf
x6: 0 0 Isopropyl_acetate.coskf
x7: 0 0 Propyl_acetate.coskf
x8: 0.00530747 0.778127 Dimethyl_carbonate.coskf
-----
Extraction values
-----
Distribution
coefficient (D) log10(D)
```

(continues on next page)

² GSK Solvent Selection Guide. Accessed 1/9/18. <http://www.rsc.org/suppdata/gc/c0/c0gc00918k/c0gc00918k.pdf>

(continued from previous page)

```

-----
232.779                2.36694
Solute 1 ID:           Acetic_acid.coskf
Solute 2 ID:           Water.coskf
-----
                Partition ratio
                Phase I      Phase II      Partition
                -----      -----      coefficient (P)      log10 (P)
-----
Solute 1:           1                8.39321      0.119144      -0.923928
Solute 2:           27.7342         1                27.7342      1.44302
-----

```

In this problem, we obtain a mostly aqueous phase and a dimethyl carbonate/tert-butyl acetate phase as the solution. This solvent system provides a distribution coefficient (D) of 232.779. This is a good value for a separation, but it is still worse than the distribution coefficient of the water/hexane solvent system (D = 1372.14) by roughly a factor of 6.

We then increase our solvent search space to include the solvents deemed to have “some issues” by GSK and are also present in our database: Ethanol, 1-Propanol, 2-Propanol, Methanol, Ethyl acetate, Methyl acetate, Methyl isobutyl ketone, Acetone, p-xylene, Toluene, Isooctane, Cyclohexane, Heptane, and DMSO.

```

$AMSBIN/solvent_opt -d -t LLEXTRACTION -max \
-c $AMSHOME/atomicdata/ADFCRS-2018/Acetic_acid.coskf -solute \
-c $AMSHOME/atomicdata/ADFCRS-2018/Water.coskf -solute \
-c $AMSHOME/atomicdata/ADFCRS-2018/Water.coskf \
-c $AMSHOME/atomicdata/ADFCRS-2018/1-Butanol.coskf \
-c $AMSHOME/atomicdata/ADFCRS-2018/2-Butanol.coskf \
-c $AMSHOME/atomicdata/ADFCRS-2018/tert-Butyl_acetate.coskf \
-c $AMSHOME/atomicdata/ADFCRS-2018/Isopropyl_acetate.coskf \
-c $AMSHOME/atomicdata/ADFCRS-2018/Propyl_acetate.coskf \
-c $AMSHOME/atomicdata/ADFCRS-2018/Dimethyl_carbonate.coskf
-c $AMSHOME/atomicdata/ADFCRS-2018/Ethanol.coskf \
-c $AMSHOME/atomicdata/ADFCRS-2018/1-Propanol.coskf \
-c $AMSHOME/atomicdata/ADFCRS-2018/2-Propanol.coskf \
-c $AMSHOME/atomicdata/ADFCRS-2018/Methanol.coskf \
-c $AMSHOME/atomicdata/ADFCRS-2018/Ethyl_acetate.coskf \
-c $AMSHOME/atomicdata/ADFCRS-2018/Methyl_acetate.coskf \
-c $AMSHOME/atomicdata/ADFCRS-2018/Methyl_isobutyl_ketone.coskf \
-c $AMSHOME/atomicdata/ADFCRS-2018/Acetone.coskf \
-c $AMSHOME/atomicdata/ADFCRS-2018/p-Xylene.coskf \
-c $AMSHOME/atomicdata/ADFCRS-2018/Toluene.coskf \
-c $AMSHOME/atomicdata/ADFCRS-2018/2,2,4-Trimethylpentane.coskf \
-c $AMSHOME/atomicdata/ADFCRS-2018/Cyclohexane.coskf \
-c $AMSHOME/atomicdata/ADFCRS-2018/Heptane.coskf \
-c $AMSHOME/atomicdata/ADFCRS-2018/Dimethyl_sulfoxide.coskf

```

This produces the following:

```

...
-----
                Variable values
                -----
...
x2:    0.999972      7.50215e-05      Water.coskf
...
x15:   5.58242e-06  0.00252496      Methyl_isobutyl_ketone.coskf
...

```

(continues on next page)

(continued from previous page)

x20:	2.27012e-05	0.9974	Cyclohexane.coskf	
...				

Extraction values				

Distribution coefficient (D)	log10 (D)			
-----	-----			
1892.42	3.27702			
Solute 1 ID:	Acetic_acid.coskf			
Solute 2 ID:	Water.coskf			

	Partition ratio		Partition coefficient (P)	log10 (P)
	Phase I	Phase II		

Solute 1:	7.04343	1	7.04343	0.847784
Solute 2:	13329.1	1	13329.1	4.1248

As shown, this solvent system has a D value of 1892.42, better than that of the hexane/water system. Removing cyclohexane from the possible solvents, we still obtain a solution with a D value of 1891.09. Successively removing the best non-aqueous solvents from the solvent list, we obtain solutions with D values of: 1864.41, 1645.38, 1597.42, and finally 232.779 again. The number of good solutions for this problem lends credence to the idea of using such a solvent selection algorithm in general extraction design.

Additionally, there is a [tutorial on solvent optimization](#) which demonstrates running the program from the COSMO-RS GUI.

8.5 Guidelines for difficult problems

The Solvent Optimization program should produce high-quality solutions for many problems. However, there may be examples where the algorithm struggles to produce solutions at all. Below we list troubleshooting guidelines to help solve problematic solvent optimizations:

(1) For LLEXTRACTION problems, ensure that there are at least 2 immiscible solvents

Because the LLEXTRACTION template requires that both the liquid-liquid phase equilibria condition is met and that there are two distinct liquid phases, the Solvent Optimization program will fail if all of the available solvents are miscible in all mole fractions (no phase separation is possible).

(2) Re-execute the program several times

The Solvent Optimization program is not entirely deterministic. In particular, starting points are selected at random for every iteration. These starting points affect the convergence of the problem and in some cases can have a large impact on the optimization. This means that if one execution of the Solvent Optimization program fails to produce a solution, then it is possible that a subsequent execution could succeed. If the program continues to fail after multiple attempts at re-execution, consider using the *multistart* or *warmstart* flags.

(3) Use the -multistart flag

This flag executes the program multiple times from multiple starting points. If problems fail, the program uses information from these problems and updates internal optimization parameters to aid in the convergence of successive problems. Because each iteration takes a relatively short amount of time, the multistart flag can be used with high numbers of different starting points. It is useful to first try a smaller number of multistarts (5-15). If this produces

no solution, try using the `-warmstart` flag in addition to the multistarts. If the problems continue to fail, use gradually higher numbers of multistarts (20,40,60,80,100+).

(4) Use the `-warmstart` flag

If this flag is present, the program attempts to find a good starting point for LLEXTRACTION problems rather than simply using the randomly-generated starting point. This can be useful with or without the `-multistart` flag and is very problem-dependent. In our experience, LLEXTRACTION problems sometimes have difficulty converging if there are a small number of solvents and/or if the solution contains two highly-immiscible liquids (e.g., Hexane/Water). We reiterate that this is very problem-dependent.

8.6 Differences from standard implementations

The COSMO-RS method of the Solvent Optimization program is nearly identical to the ADF combi2005 implementation (the default COSMO-RS method). The single difference is that there is no `f_corr` parameter in the Solvent Optimization implementation. This parameter is used for the perpendicular component of the sigma values and has only a small effect on the results. Removing it from the Solvent Optimization program was done to improve solution times and robustness. Though the calculated values will be similar, results from the Solvent Optimization program can easily be input to ADFCRS and checked against the full ADF combi2005 method if desired.

The COSMOSAC2016 implementation in Solvent Optimization is identical to the 2016-ADF Chen implementation in ADFCRS.

To reproduce the results from the Solvent Optimization program to within tolerance, parameters must be changed in the GUI or from the command line. The following parameter changes are required:

Method	Required parameter changes
COSMO-RS	set <code>f_corr</code> to 0
COSMOSAC2016	none

In the current version of the program, the COSMO-RS/-SAC parameters *cannot* be changed/customized.

SCRIPTING WITH COSMO-RS

9.1 Python scripting for COSMO-RS with PLAMS

9.1.1 General Information

Attention: Windows and Mac users may find it helpful to first read the *Getting Started* guides for scripting: [scripting with Windows](#) | [scripting with MacOS](#)

Python and the [PLAMS library](#) can be used for scripting with COSMO-RS. Due to the speed of COSMO-RS calculations, these jobs can be run interactively from the python interpreter. Larger numbers of jobs or high-throughput calculations can also easily be automated with python scripting. All results are returned as a python object, meaning the properties calculated with COSMO-RS can immediately be post-processed or used directly in other python functions.

Note: COSMO-RS calculations require a `.coskf` or `.compkf` file for every compound in the system. `.coskf` and `.compkf` files only need to be calculated once and then are stored in a database and can be used for any future calculation containing the corresponding compound. Generating these files requires calculating the COSMO surface with ADF (a relatively more expensive DFT calculation). Setting up these calculations is not directly supported with this version of PLAMS but can be done using scripting with [amsprep](#).

9.1.2 Executing the code from the command line

It is recommended to use the version of python that is shipped with AMS. This version ensures that all the necessary libraries (e.g., [PLAMS](#)) are properly imported and are mutually compatible. The best way to do this is to run the `amspython` program. That can be executed from the command line as follows:

```
$AMSBIN/amspython <your_program.py>
```

where `<your_program.py>` should of course be replaced by the name of your program.

9.1.3 Specifying a problem type

To run COSMO-RS, the user must first provide a problem type for the calculation. This can be done by first creating a `Settings` object and then specifying the `.input.property._h` attribute. For example, to set up an activity coefficient calculation, we do the following:

```

from scm.plams import *

settings = Settings()
settings.input.property._h = 'ACTIVITYCOEF'

```

For other problem types, the `.input.property._h` attribute must be set to other values. The other options for this value are summarized below:

<code>._h</code> value	Problem type
ACTIVITYCOEF	Activity Coefficient
BINMIXCOEF	Binary mixture LLE/VLE
TERNARYMIX	Ternary mixture LLE/VLE
COMPOSITIONLINE	Solvent composition line interpolation
SOLUBILITY	Solubility calculation in a mixed solvent
PURESOLUBILITY	Solubility calculation in a pure solvent
LOGP	Partition coefficient calculation
VAPORPRESSURE	Vapor pressure calculation for a mixed solvent
PUREVAPORPRESSURE	Vapor pressure calculation for a pure solvent
BOILINGPOINT	Boiling point calculation for a mixture
PUREBOILINGPOINT	Boiling point calculation for a pure solvent(s)
FLASHPOINT	Flashpoint calculation for a mixture
SIGMAPROFILE	Sigma profile calculation for a mixture
PURESIGMAPROFILE	Sigma profile calculation for a pure component(s)
SIGMAPOTENTIAL	Sigma potential calculation for a mixture
PURESIGMAPOTENTIAL	Sigma potential calculation for a pure component(s)

9.1.4 Inputting Compounds

In PLAMS, each compound is also input as a `Settings` object. Additional information about the compounds required for the calculation (e.g., mole fraction) can be specified as an attribute of the compound's `Settings` object. An example for a calculation with two compounds is given below.

```

# set the number of compounds
num_compounds = 2

compounds = [Settings() for i in range(num_compounds)]
compounds[0]._h = "Water.coskf"
compounds[1]._h = "1-Hexanol.coskf"

```

9.1.5 Specifying mole fractions, temperatures, and pressures

Mole fractions are attributes of the compound `Settings` object. There are two types of mole fractions used in COSMO-RS. `frac1` is for standard specification of mole fractions in most problem types. `frac2` is used when the problem type requires two distinct liquid phases (COMPOSITIONLINE or LOGP). Additionally, the temperature can be specified using the `input.temperature` attribute of the `Settings` object. An example of this is shown below:

```

#set compound mole fractions
compounds[0].frac1 = 0.3
compounds[1].frac1 = 0.7

```

(continues on next page)

(continued from previous page)

```
#set temperature (range)
#to specify a range, use 3 numbers: (1) the lowest temperature,
#(2) the highest temperature, and (3) the steps taken between these temperatures
settings.input.temperature = "298.15"
```

To specify a temperature range, set the `input.temperature` object equal to a python `str` which contains the lower temperature, upper temperature, and number of steps taken between the temperatures. These values should simply be separated by spaces. For example, to specify that a calculation should go over the temperature range 298.15K to 398.15K with 10 temperature steps, do the following:

```
settings.input.temperature = "298.15 398.15 10"
```

Pressure works in much the same way. To input the system pressure (in bar), do the following:

```
settings.input.pressure = "1.5"
```

9.1.6 Running jobs

To run a job with COSMO-RS, first assign the `input.compound` attribute to the list of compound `Settings` objects used previously. Then, simply create the job using `CRSJob(settings=<your previously defined Settings object>)`. Once a job is created, you can run it with the `.run()` function. An example of this is given below:

```
# specify the compounds as the compounds to be used in the calculation
settings.input.compound = compounds
# create a job that can be run by COSMO-RS
my_job = CRSJob(settings=settings)
# run the job
init()
out = my_job.run()
finish()
```

9.1.7 Reading the results of a job

Once a job has finished running, we can access the results directly in python. First, we can check to see which properties are available. We can do this using the `get_prop_names()` function on the output. For example, adding the line:

```
# check for the available properties
print( "Available properties:", out.get_prop_names() )
```

gives us the available properties as a python `set` for our calculation type (“ACTIVITYCOEF” in this case). The result of the print statement is the following:

```
Available properties: {'henrycnodim', 'property', 'deltag', 'henryc', 'nitems', 'gamma
↪',
'ncomp', 'filename', 'temperature', 'frac1', 'G solute', 'mu gas', 'molmass', 'E gas',
'mu', 'usepolyunits', 'mu pure', 'method'}
```

We can also convert all of the calculation results to a python `dict` using the `get_results()` function. For example, to collect all of the results and then print the activity coefficient values (“gamma”), we write the following code:

```
# convert all the results into a python dict
res = out.get_results()
print( "Activity coef values:\n", res["gamma"] )
```

This results in the following program output:

```
Activity coef values:
[[ 3.71486   ]
 [ 1.04484607]]
```

Here the two activity coefficient values are returned as elements in a `numpy.ndarray`. Properties with multiple values are always stored as a `numpy array`.

Note: For properties with multiple values, the dictionary values are stored as a `numpy.ndarray`. If applicable to the calculation, the rows of the array represent different compounds and the columns represent different steps of the calculation (e.g., different temperatures/pressures or different mole fractions for a binary/ternary mixture calculation).

Putting all the previous code together, we have the following working example for calculating activity coefficients for 2 components:

```
from scm.plams import *
from os import path

##### Be sure to add the path to your own ADFCRS directory here #####
↪#####
#####
↪#####
database_path = "<Path to ADFCRS directory containing .coskf files>"
#####
↪#####

if not path.exists(database_path):
    raise OSError(f'The provided path does not exist. Exiting.')
```

```
# initialize settings object
settings = Settings()
settings.input.property._h = 'ACTIVITYCOEF'

# set the number of compounds
num_compounds = 2

compounds = [Settings() for i in range(num_compounds)]
compounds[0]._h = path.join( database_path, "Water.coskf" )
compounds[1]._h = path.join( database_path, "1-Hexanol.coskf" )

#set compound mole fractions
compounds[0].frac1 = 0.3
compounds[1].frac1 = 0.7

#set temperature (range)
#to specify a range, use 3 numbers: (1) the lowest temperature,
#(2) the highest temperature, and (3) the steps taken between these temperatures
settings.input.temperature = "298.15"

# specify the compounds as the compounds to be used in the calculation
```

(continues on next page)

(continued from previous page)

```

settings.input.compound = compounds
# create a job that can be run by COSMO-RS
my_job = CRSJob(settings=settings)
# run the job
init()
out = my_job.run()
finish()

# check for the available properties
print( "Available properties:", out.get_prop_names() )

# convert all the results into a python dict
res = out.get_results()
print( "Activity coef values:\n", res["gamma"] )

```

9.1.8 Plotting results

2D graphs can also be generated to visualize the results with the `plot` function. The `plot` function takes as a first argument any (or multiple) of the following:

- a `numpy.ndarray` object. This can be passed to the function as a dictionary value after calling the `get_results()` function.
- the name of a property. This property is read from the results and plotted. For a list of available properties, use the `get_prop_names()` function.

Additionally, the `plot` function takes the following keyword arguments:

- `x_axis`. This can be the name of a property or a `numpy.ndarray` object. This represents the independent variable in the plot. This value must be one dimensional, meaning it cannot be indexed over both compounds and temperatures.
- `x_label`. This can be used to label the x axis in the plot.
- `y_label`. This can be used to label the y axis in the plot.
- `plot_fig`. This is set to `True/False` to indicate whether a plotted figure should be displayed. The default is `True`.

The results of `plot` are returned as a `matplotlib.pyplot` object and can be further modified.

To demonstrate the use of `plot`, we do an example in which we calculate the solubility of methane gas in 1-Octanol and Ethanol across the temperature range from 298.15K to 398.15K. We also include the vapor pressure of methane using the VPM1 model. The code is shown below:

```

from scm.plams import *
from os import path

##### Be sure to add the path to your own ADFCRS directory here #####
↪#####
#####
↪#####
database_path = "<Path to ADFCRS directory containing .coskf files>"
#####
↪#####

if not path.exists(database_path):

```

(continues on next page)

(continued from previous page)

```

    raise OSError(f'The provided path does not exist. Exiting.')

# initialize settings object
settings = Settings()
settings.input.property._h = 'PURESOLUBILITY'

# this indicates we're calculating gas solubility
settings.input.property.isoobar = ''

# set the number of compounds
num_compounds = 3

compounds = [Settings() for i in range(num_compounds)]
compounds[0]._h = path.join( database_path, "Methane.coskf" )
compounds[1]._h = path.join( database_path, "1-Octanol.coskf" )
compounds[2]._h = path.join( database_path, "Ethanol.coskf" )

#set compound mole fractions
#for pure solubility the solvent gets a mole fraction of 1
#and the solute does not have the frac1 attribute
compounds[1].frac1 = 1
compounds[2].frac1 = 1

# specify the vapor pressure equation for methane
compounds[0].vp_equation = "VPM1"
compounds[0].vp_params = "-1039.67755001 -0.183945615995 0.00061368649128 10.
↪1113503603315 0.0"

#set temperature (range)
#to specify a range, use 3 numbers: (1) the lowest temperature,
#(2) the highest temperature, and (3) the steps taken between these temperatures
settings.input.temperature = "298.15 398.15 10"

#1 atm = 1.01325 bar
settings.input.pressure = "1.01325"

# specify the compounds as the compounds to be used in the calculation
settings.input.compound = compounds
# create a job that can be run by COSMO-RS
my_job = CRSJob(settings=settings)
# run the job
init()
out = my_job.run()
finish()

# convert all the results into a python dict
res = out.get_results()

#plot the solubilities in g/L solution
#the [1:] indicates that we're not plotting the values for methane (these are
↪automatically set to 0)
out.plot( res["solubility g_per_L_solution"][1:], x_axis = "temperature", x_label=
↪"Temperature", y_label = "solubility g/L solution")

```

This code generates the following plot:

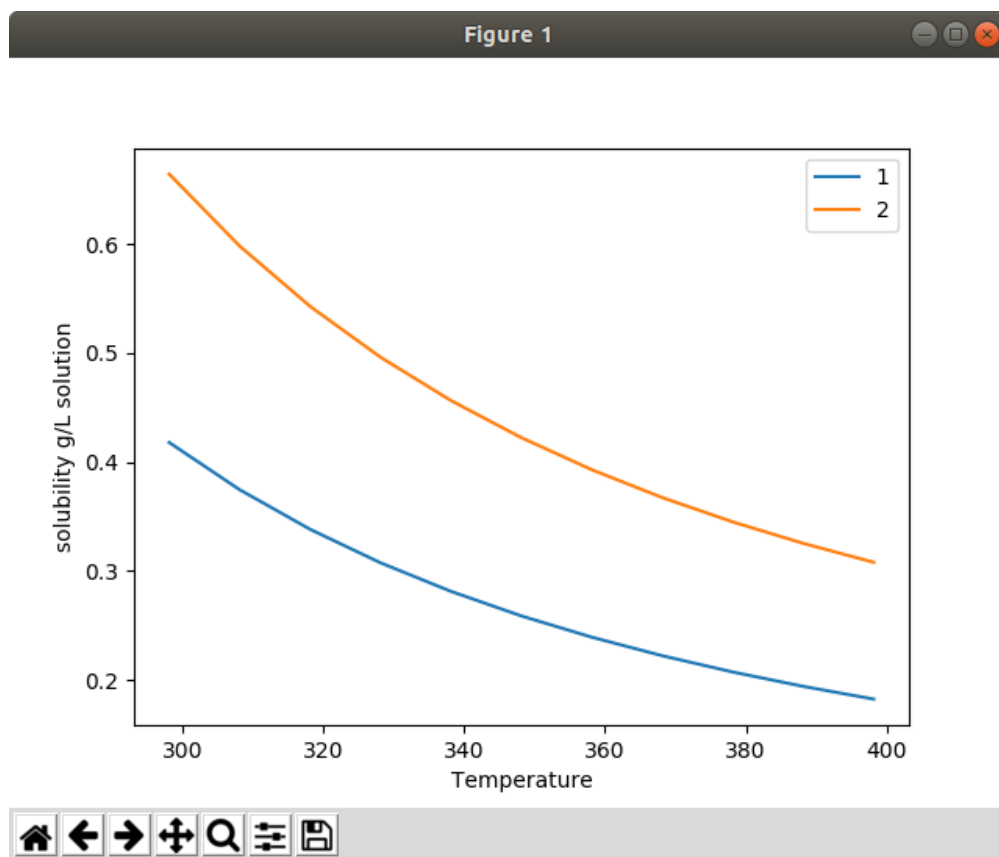


Fig. 9.1: The output of the `plot` function for a gas solubility calculation.

9.1.9 Examples

Partition coefficient

In this example, we calculate the logP of Ibuprofen. We use the standard octanol/water system. The code is as follows:

```

from scm.plams import *
from os import path

##### Be sure to add the path to your own ADFCRS directory here #####
↪#####
#####
↪#####
database_path = "<Path to ADFCRS directory containing .coskf files>"
#####
↪#####

if not path.exists(database_path):
    raise OSError(f'The provided path does not exist. Exiting.')
```

initialize settings object

```

settings = Settings()
settings.input.property._h = 'LOGP'
```

set the number of compounds

```

num_compounds = 3

compounds = [Settings() for i in range(num_compounds)]
compounds[0]._h = path.join( database_path, "1-Octanol.coskf" )
compounds[1]._h = path.join( database_path, "Water.coskf" )
compounds[2]._h = path.join( database_path, "Ibuprofen.coskf" )
```

#phase1 (octanol phase)

```

compounds[0].frac1 = 0.725
compounds[1].frac1 = 0.275
```

#phase2 (water phase)

```

compounds[0].frac2 = 0
compounds[1].frac2 = 1
```

#set temperature (range)
#to specify a range, use 3 numbers: (1) the lowest temperature,
#(2) the highest temperature, and (3) the steps taken between these temperatures

```

settings.input.temperature = "298.15"
```

specify the compounds as the compounds to be used in the calculation

```

settings.input.compound = compounds
# create a job that can be run by COSMO-RS
my_job = CRSJob(settings=settings)
# run the job
init()
out = my_job.run()
finish()
```

convert all the results into a python dict

```

res = out.get_results()
```

(continues on next page)

(continued from previous page)

```
# print the logP of Ibuprofen
print ("logP of Ibuprofen:", res["logp"][2])
```

This generates the following output:

```
logP of Ibuprofen: [ 4.67381309]
```

Binary mixture

In this example, we calculate a binary mixture of water and 2-Hexanone and plot the vapor pressures as a function of composition. We also show how to change the method and calculate the binary mixture with the COSMO-SAC2013-Xiong model.

```
from scm.plams import *
from os import path

##### Be sure to add the path to your own ADFCRS directory here #####
↪#####
#####
↪#####
database_path = "<Path to ADFCRS directory containing .coskf files>"
#####
↪#####

if not path.exists(database_path):
    raise OSError(f'The provided path does not exist. Exiting.')
```

```
# initialize settings object
settings = Settings()
settings.input.property._h = 'BINMIXCOEF'

# let's also change to the COSMOSAC2013 method
settings.input.method = 'COSMOSAC2013'

# set the number of compounds
num_compounds = 2

compounds = [Settings() for i in range(num_compounds)]
compounds[0]._h = path.join( database_path, "Water.coskf" )
compounds[1]._h = path.join( database_path, "2-Hexanone.coskf" )

# use the vapor pressures from the VPM1 model
compounds[0].vp_equation = "VPM1"
compounds[0].vp_params = "-6093.40215895 -3.09584608667 0.000498622924643 34.
↪47450247140318 0.0"
compounds[1].vp_equation = "VPM1"
compounds[1].vp_params = "-6474.348470271438 -6.057589837807771 0.003390587477679571_
↪51.07134238467479 0.0"

#set temperature (range)
#to specify a range, use 3 numbers: (1) the lowest temperature,
#(2) the highest temperature, and (3) the steps taken between these temperatures
settings.input.temperature = "298.15"

# specify the compounds as the compounds to be used in the calculation
```

(continues on next page)

(continued from previous page)

```

settings.input.compound = compounds
# create a job that can be run by COSMO-RS
my_job = CRSJob(settings=settings)
# run the job
init()
out = my_job.run()
finish()

# convert all the results into a python dict
res = out.get_results()

#plot all the pressures as a function of mole fraction of water
out.plot( "vapor pressure", "pressure", x_axis = res["molar fraction"][0], x_label=
↪"mole fraction water", y_label = "Pressure (bar)")

```

The code generates the following plot:

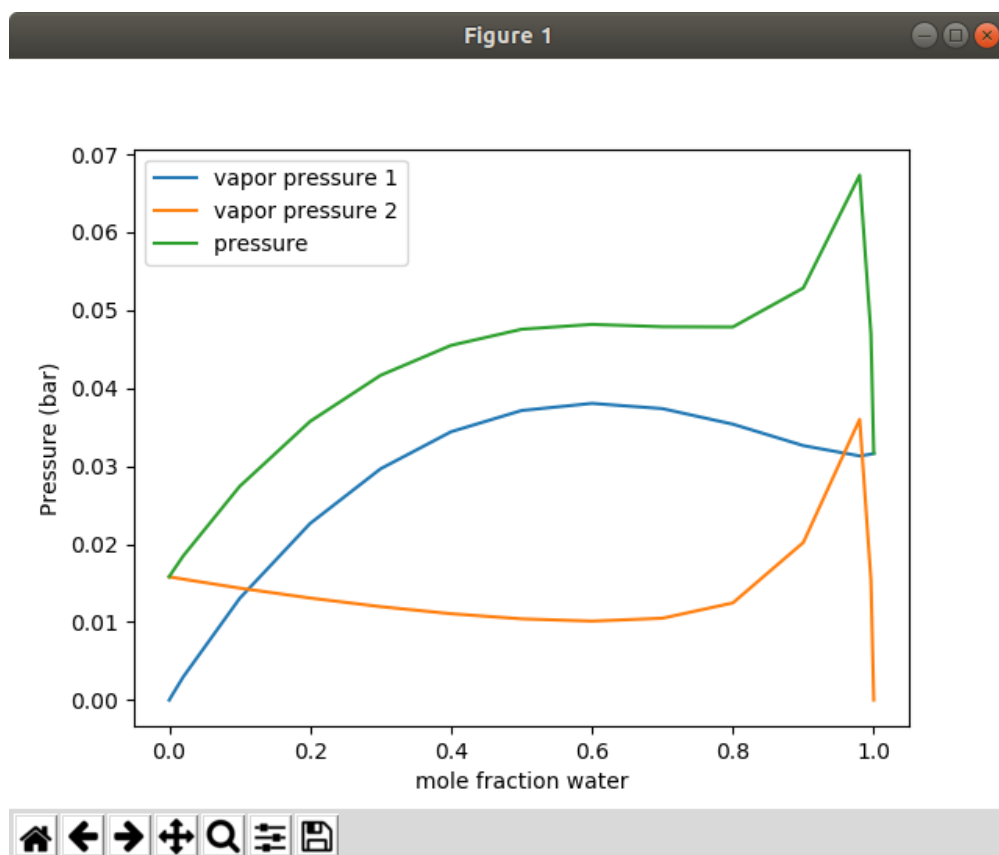


Fig. 9.2: A plot showing the total and partial vapor pressures for the water/2-Hexanone system.

9.2 AMSprep: construct an ADF COSMO results file

The module `amsprep` is intended to facilitate scripting. More details on `amsprep` can be found in the [AMSprep section in the Scripting manual](#). For COSMO-RS the most relevant is the `ADFCRS` template. The template `ADFCRS` will perform a gas phase geometry optimization, and next a COSMO calculation at the gas phase optimized geometry.

In the next example the result of the ADF calculation is a file called `adfwater.coskf`, which is an ADF COSMO result file, that can be used as input for a COSMO-RS calculation, see also the *Example: COSMO-RS Tutorial 1* (page 81).

```
cat << eor > water.xyz
3
H      0.00000000    0.77121000    0.18071000
O      0.00000000   -0.00000000   -0.36142000
H      0.00000000   -0.77121000    0.18071000
eor

"$AMSBIN/amsprep" -t ADFCRS -m water.xyz -j adfwater >job
chmod +x job
./job
```

9.3 CRSprep: generate (multiple) COSMO-RS jobs

The module `crsprep` is intended to facilitate scripting: it makes it easier to construct proper jobs, from within a script. This module can be used, for example, to run the same type of COSMO-RS job on various compounds, or to change input settings. This module can also be used to put pure compound data on an ADF COSMO result file.

In `$AMSHOME/examples/crs` one can find examples that follow the COSMO-RS GUI tutorials, which are also described in the section *Scripting Examples* (page 81).

The most convenient way to see the options of `crsprep` is to run the `crsprep` command without arguments. You will get output very much alike the following description, but probably more up-to-date.

```
% crsprep -h

CRSprepare (crsprep) saves pure compound data on an ADF COSMO result file
or generates a job script for COSMO-RS calculations,
with user specified changes to input options / method / system.
Required is at least 1 compound and -savecompound or -t template

Usage:
  crsprep -savecompound -s compound.coskf
        [-nring nring] [-pvap pvap] [-tvap tvap] [-antoine "A B C"]
        [-meltingpoint meltingpoint] [-hfusion hfusion] [-cpfusion cpfusion]
        [-flashpoint flashpoint] [-density density] [-scalearea scalearea]
  crsprep -t template
        [-s compound.(coskf|compoundlist)] [-c compound.(coskf|compoundlist)]
        [-nring nring] [-pvap pvap] [-tvap tvap] [-antoine "A B C"]
        [-meltingpoint meltingpoint] [-hfusion hfusion] [-cpfusion cpfusion]
        [-flashpoint flashpoint] [-density density] [-scalearea scalearea]
        [-frac1 frac1] [-frac2 frac2]
        [-densitysolvent densitysolvent] [-solphase solphase]
        [-volumequotient volumequotient] [-preset preset]
        [-method method] [-temperature temperature] [-pressure pressure]
        [-iso iso] [-n n] [-inputpurevap inputpurevap]
        [-inputpuredensity inputpuredensity]
        [-sigmax sigmax] [-massfraction] [-file filename] [-j jobname]

SAVE PURE COMPOUND DATA
-savecompound
  use to save pure compound data on an existing ADF COSMO result file
```

(continues on next page)

```

TEMPLATE
-t template
  use for COSMO-RS property calculation
  template should be one of:
    VAPORPRESSURE, PUREVAPORPRESSURE,
    BOILINGPOINT, PUREBOILINGPOINT, FLASHPOINT,
    LOGP, ACTIVITYCOEF, SOLUBILITY, PURESOLUBILITY,
    BINMIXCOEF, TERNARYMIX, COMPOSITIONLINE,
    SIGMAPROFILE, PURESIGMAPROFILE, SIGMAPOTENTIAL, PURESIGMAPOTENTIAL

COMPOUNDS
  at least 1 compound is required
-s file: the special compound(s) to be used, should be a .coskf file,
  or a .compoundlist file. The -s key has to be repeated for each file
-c file: additional compound(s) to be used, should be a .coskf file,
  or a .compoundlist file. The -c key has to be repeated for each file
  the order of the compounds is: first all compound defined with -s,
  then those with -c
  LOGP, ACTIVITYCOEF, SOLUBILITY: use -s for the solvent and -c for the solutes
  PURESOLUBILITY: use -s for the solute and -c for the solvents

PURE COMPOUND DATA
-nring: number of ring atoms
-pvap: pure compound vapor pressure (bar) at tvap
-tvap: at this temperature (Kelvin) pure compound has pressure pvap
-antoine: Antoine coefficients A, B, and C
-meltingpoint: melting point (Kelvin)
-hfusion: enthalpy of fusion (kcal/mol)
-cpfusion: heat capacity of fusion (kcal/(mol K))
-flashpoint: flash point (Kelvin)
-density: liquid density (kg/L)
-scalearea: COSMO surface area scale factor
  these keys can be repeated for each compound,
  first appearance of the key will be for compound 1, second for compound 2, etc.
  note the order of the compounds

SOLVENT
-frac1: define solvent
-frac2: define solvent 2 (LogP, composition line)
  the -frac1 and -frac2 key have to be repeated for
  each compound that should have a non-default value
  first appearance of the key will be for compound 1, second for compound 2, etc.
  note the order of the compounds
-densitysolvent: density solvent (kg/L)
-solphase: pure compound phase solute in solubility calculation
-volumequotient: molar volume phase 1/molar volume phase 2 (LogP)
-preset: LogP preset 0, 2, 3, 4, 5
  0: user defined; 2: Octanol/Water; 3: Benzene/Water; 4: Ether/Water;
  5: Hexane/Water

METHOD, SYSTEM
-method: COSMO-RS, COSMOSAC2013, COSMOSAC2016
-temperature: temperature (Kelvin)
  the -temperature key can be used twice to give a range
-pressure: pressure (bar)
  the -pressure key can be used twice to give a range
-iso: isotherm, isobar, flashpoint

```

(continues on next page)

(continued from previous page)

```

-n: number of steps
-inputpurevap: if 1 use input pure compound pvap and tvap or Antoine equation
-inputpuredensity: if 1 use input pure compound liquid density
-sigmax: maximum value sigma (sigma profile, sigma potential)
-massfraction: use mass fractions

INPUT FILE
-file: content of the file will be added at the end of the input for the
      COSMO-RS calculation. The -file key has to be repeated for each file

OUTPUT
-j: produce a fully runnable job (as the .job files from AMSjobs),
   using the specified jobname. The job script produces files like jobname.out,
   jobname.crskf etc. Several job scripts can simply be concatenated,
   the results will be stored in different files using the jobname parameter
   the default is a simple run script

EXAMPLES
crsprep -s benzene.coskf -nring 6 -savecompound
crsprep -t VAPORPRESSURE -temperature 273.15 -temperature 373.15 -s methanol.coskf

```

9.4 AMSreport: generate report

The module `amsreport` is intended to facilitate scripting. More details on `amsreport` can be found in the [AMSreport section in the Scripting manual](#). It makes it very easy to get results calculated by COSMO-RS (or other programs in the ADF suite) in your own script. Compared to ADF2014 `AMSreport` has been extended to get easier results from COSMO-RS result files (.crskf files). It was already possible to report any proper KF variable from the .crskf file. Now a few predefined keys are added. See the `$AMSHOME/examples/crs` directory for use of `amsreport` in COSMO-RS calculations. Depending on the kind of calculation one can use:

Command line option	Property
TOC	Table of contents
PROPERTY	General:Property
METHOD	Property:Method
NITEMS	Property:Number of Items
FRAC1	Property:Solvent: molar fraction
FRAC2	Property:Solvent 2: molar fraction
SOLVENT-FRACTION	Property:Solvent: solvent fraction
TEMPERATURE	Property:Temperature (in Kelvin)
PRESSURE	Property:Pressure (in bar)
GIBBS-ENERGY-MIXING	Property:Gibbs free energy of Mixing (in kcal/mol)
GIBBS-ENERGY-SOLVATION	Property:Gibbs free energy of Solvation (in kcal/mol)
GIBBS-ENERGY-SOLUTE	Property:Gibbs free energy solute (in kcal/mol)
EXCESS-G	Property:Excess Gibbs free energy (in kcal/mol)
EXCESS-H	Property:Excess Enthalpy (in kcal/mol)
ENTHALPY-VAPORIZATION	Property:Enthalpy of vaporization (in kcal/mol)
LOGP	Property:LogP
MOLAR-FRACTION	Property:Molar Fraction
ACTIVITY-COEFFICIENT	Property:Activity Coefficient
VAPOR-PRESSURE	Property:Vapor Pressure (in bar)
SOLUBILITY-X	Property:Solubility: molar fraction
SOLUBILITY-M	Property:Solubility: moles per liter (in mol/(L solution))

(continues on next page)

(continued from previous page)

SOLUBILITY-G	Property:Solubility: gram per liter (in g/(L solution))
SOLUBILITY-MASS-FRACTION	Property:Solubility: mass fraction
HENRY	Property:Henry Constant (in mol/(L atm))
HENRY-NODIM	Property:Henry Constant dimensionless
MISCIBILITY-GAP	Property:Miscibility gap
MISCIBILITY-GAP-T	Property:Miscibility gap temperature (in Kelvin)
MISCIBILITY-GAP-P	Property:Miscibility gap pressure (in bar)
MISCIBILITY-GAP-X	Property:Miscibility gap molar fraction x1 x1'
MISCIBILITY-GAP-A	Property:Miscibility gap activities a1 a2
TIE-LINES-X	Property:Tie Lines molar fraction x1 x2 x3 x1' x2' x3'
TIE-LINES-A	Property:Tie Lines activities a1 a2 a3
CHEMICAL-POTENTIAL	Property:Chemical Potential
CHEMICAL-POTENTIAL-PURE	Property:Chemical Potential Pure Compounds Liquid
CHEMICAL-POTENTIAL-GAS	Property:Chemical Potential Pure Compounds Gas
SIGMA	Property:Sigma
SIGMA-PROFILE	Property:Sigma Profile
SIGMA-PROFILE-HB	Property:Sigma Profile Hydrogen Bonding part
SIGMA-PROFILE-TOTAL	Property:Total Sigma Profile
SIGMA-PROFILE-HB-TOTAL	Property:Total Sigma Profile Hydrogen Bonding part
SIGMA-POTENTIAL	Property:Sigma Potential
SIGMA-POTENTIAL-TOTAL	Property:Total Sigma Potential
NCOMP	Compounds:Number of Compounds
COMPOUNDS-FILENAME	Compounds:Filename
COMPOUNDS-NAME	Compounds:Name (from filename)
COMPOUNDS-MOLAR-MASS	Compounds:Molar Mass

Example

```
"$AMSBIN/amsreport" file.crskf TOC
"$AMSBIN/amsreport" file.crskf ncomp
"$AMSBIN/amsreport" file.crskf ncomp -plain
```

9.5 KF utilities for COSMO-RS

9.5.1 KF browser

With the GUI module `kfbrowser` one can browse through the raw data on KF files (like the `.crskf` COSMO-RS result files).

```
$AMSBIN/kfbrowser file.crskf
```

9.5.2 `kf2cosmo` and `cosmo2kf`

The two COSMO-RS command line utility programs `kf2cosmo` and `cosmo2kf` convert COSMO kf files from binary to ASCII and vice versa.

```
kf2cosmo file.coskf file.cosmo
```

`kf2cosmo` reads from the kf file `file.coskf` (should exist) the section 'COSMO' and writes to the ASCII file `file.cosmo` (should not exist). Instead of a `.coskf` file, the file can also be a TAPE21 file which is a result file from an ADF COSMO calculation.

```
cosmo2kf file.cosmo file.coskf
```

cosmo2kf reads from the ASCII file *file.cosmo* (should exist) and writes a section ‘COSMO’ to the kf file *file.coskf* (should not exist). Note that only a section ‘COSMO’ is written to the kf file, which means that this file can not be used like an ordinary *adf.rkf* file (previously ADF<=2019 TAPE21 file or *.t21* file).

```
cosmo2kf file.cos file.coskf
```

cosmo2kf can also read a MOPAC COSMO result file *file.cos* (should exist and should have the file extension *.cos*) and writes a section ‘COSMO’ to the kf file *file.coskf* (should not exist).

9.5.3 pkf, cpkf, dmpkf, udmpkf

```
pkf file.crskf
```

pkf prints a summary of the contents of a kf file

```
cpkf adf.rkf file.coskf COSMO
```

With the ADF kf utility *cpkf* one can copy the section ‘COSMO’ from an *adf.rkf* (should exist) to a *file.coskf* (should not exist). The file *file.t21* should be a result of an ADF COSMO calculation. The file *file.coskf* is much smaller than *adf.rkf*. This file *file.coskf* can not be used like an ordinary *adf.rkf* file, but it contains all necessary information such that it can be used as input for a COSMO-RS calculations.

With the ADF kf utilities *dmpkf* and *udmpkf* one can also convert COSMO kf files from binary to ASCII and vice versa. Note that the ASCII files in this case are not so called *.cosmo* files.

```
dmpkf file.coskf > ascii_result
udmpkf < ascii_result newfile.coskf
```

9.6 Scripting Examples

9.6.1 Example: COSMO result files

Download *COSMO_files.run*

```
#!/bin/sh

# This example tries to do the same as in the COSMO-RS GUI Tutorial: COSMO result_
↪files,
# using scripts.
#
# In the first part of the example you will find how to use amsprep to construct
# an ADF COSMO results file.
# The template ADF CRS will perform a gas phase geometry optimization (for water, in_
↪this case),
# and next a COSMO calculation at the gas phase optimized geometry.
# The result file adfwater.coskf, which is an ADF COSMO result file, can be used as_
↪input for
# a COSMO-RS calculation. amsreport is used to extract data from the resulting .coskf_
↪file.
```

(continues on next page)

(continued from previous page)

```

echo "Results"

rm -f water.xyz
rm -f job.sh
cat << eor > water.xyz
3

H      0.00000000      0.77121000      0.18071000
O      0.00000000     -0.00000000     -0.36142000
H      0.00000000     -0.77121000      0.18071000
eor

"$AMSBIN/amsprep" -t GO -runtype "COSMO-RS Compound" -m water.xyz -j adfwater >job.sh
chmod +x job.sh
./job.sh

echo "ADF"
"$AMSBIN/amsreport" adfwater.results geometry-a*
cp adfwater.coskf adffile.coskf
"$AMSBIN/amsreport" adffile.coskf energies

# The template ADFCRS can also be used for generating an "average monomer" COSMO_
↳result file.
# The calculation could take up quite some time.

echo "POLYMER"
$AMSBIN/amsprep -t GO -runtype "COSMO-RS Compound" -smiles "C{-}C{n+}(clcccc1)" -j_
↳adfpolystyrene >job3.sh
grep -i coskfatoms job3.sh |wc -w

# A MOPAC COSMO result file can also be constructed.
# Note that the syntax for MOPAC is not the same as in ADF2018.
# The template MOPAC-GO will perform a COSMO geometry optimization,
# if -g "mopac.solvation.enabled 1" -g "mopac.solvation.solvent.name CRS" is included.
# If -g "mopac.solvation.nspa 362" is included the maximum number of COSMO surface_
↳points
# is 362, which is more than the default 42.
# The result file mopacwaterresults/mopac.coskf is a MOPAC COSMO result file,
# which can be used as input for a COSMO-RS calculation.

"$AMSBIN/amsprep" -t MOPAC-GO -m water.xyz -g "mopac.solvation.enabled 1" \
↳\
-g "mopac.solvation.solvent.name CRS" -g "mopac.solvation.nspa 362"
↳\
-j mopacwater >job2.sh
chmod +x job2.sh
./job2.sh

echo "MOPAC"
"$AMSBIN/amsreport" mopacwater.results geometry-a*
"$AMSBIN/amsreport" mopacwater.results/mopac.coskf energies

# Fast Sigma can provide estimates of COSMO-RS sigma profiles in milliseconds.

echo "FAST SIGMA"
"$AMSBIN/fast_sigma" --smiles "CC(Cc1ccc(cc1)[C@@H](C(=O)O)C)C" -o ibuprofen.compkf
"$AMSBIN/amsreport" ibuprofen.compkf formula

```

(continues on next page)

(continued from previous page)

```
"$AMSBIN/amsreport" ibuprofen.comp kf energies
echo "Ready"
```

9.6.2 Example: COSMO-RS parameters and analysis

Download Parameters_and_Analysis.run

```
#!/bin/sh

# This example tries to part of the COSMO-RS GUI Tutorial: parameters and analysis,
↳using scripts.
#
# First some .coskf files are copied to the location where the scripts are running.

cp $AMSHOME/examples/COSMO-RS/Parameters_and_Analysis/benzene.coskf .
cp $AMSHOME/examples/COSMO-RS/Parameters_and_Analysis/ethanol.coskf .
cp $AMSHOME/examples/COSMO-RS/Parameters_and_Analysis/methanol.coskf .
cp $AMSHOME/examples/COSMO-RS/Parameters_and_Analysis/water.coskf .

# Set pure compound parameters
# -----

# In the first part of the example you will find how to use crsprep to set pure,
↳compound parameters,
# in this case to set the number of ring atoms for the benzene molecule, which has 6,
↳ring atoms.
# The file benzene.coskf is changed, such that it contains the value "6" for the,
↳number of ring compounds.

"$AMSBIN/crsprep" -c benzene.coskf -nring 6 -savecompound

# The sigma profile and the sigma potential
# -----
#
# Next for convenience a file tutorial2.compoundlist is made that consists of 4 coskf,
↳files.

rm -f tutorial2.compoundlist
rm -f job
cat << eor > tutorial2.compoundlist
benzene.coskf
ethanol.coskf
methanol.coskf
water.coskf
eor

# In the second part of the example sigma profiles are calculated for the four,
↳compounds
# (result file step6.crskf), and next the sigma potentials of the four pure compounds
# (result file step7.crskf).
# With *amsreport* one can get the calculated sigma profile or sigma potential from
# the .crskf file on standard output.
```

(continues on next page)

(continued from previous page)

```

"$AMSBIN/crsprep" -t PURESIGMAPROFILE -c tutorial2.compoundlist -j step6 > job.sh
"$AMSBIN/crsprep" -t PURESIGMAPOTENTIAL -c tutorial2.compoundlist -j step7 >> job.sh
chmod +x job.sh
./job.sh
echo "Results"
"$AMSBIN/amsreport" step6.crskf sigma
"$AMSBIN/amsreport" step6.crskf sigma-profile
"$AMSBIN/amsreport" step6.crskf sigma-profile-hb
"$AMSBIN/amsreport" step7.crskf sigma-potential
echo "Ready"

```

9.6.3 Example: COSMO-RS properties

Download Properties.run

```

#!/bin/sh

# This example tries to do the same as COSMO-RS GUI Tutorial: Properties, using
↳scripts.

echo "Results"

# This example starts with copying 4 coskf files to the current directory,
# and modifying the benzene.coskf file such that the number of ring atoms is 6,
# like in the previous example.

rm -f job.sh
cp $AMSHOME/examples/COSMO-RS/Parameters_and_Analysis/benzene.coskf .
cp $AMSHOME/examples/COSMO-RS/Parameters_and_Analysis/ethanol.coskf .
cp $AMSHOME/examples/COSMO-RS/Parameters_and_Analysis/methanol.coskf .
cp $AMSHOME/examples/COSMO-RS/Parameters_and_Analysis/water.coskf .

"$AMSBIN/crsprep" -c benzene.coskf -nring 6 -savecompound

# Step 2: Vapor pressure
# -----

# In step 2 of the example the vapor pressure of methanol is calculated at the
# default temperature of 298.15 K (result file step2a.crskf),
# and next for a series of temperatures ranging from 273.15 K to 373.15 K
# in 10 steps (result file step2b.crskf).

touch job.sh
chmod +x job.sh
"$AMSBIN/crsprep" -t PUREVAPORPRESSURE -j step2a \
-c methanol.coskf > job.sh
"$AMSBIN/crsprep" -t PUREVAPORPRESSURE -temperature 273.15 -temperature 373.15 -j
↳step2b \
-c methanol.coskf >> job.sh

./job.sh
echo "Step 2a"
"$AMSBIN/amsreport" step2a.crskf temperature
"$AMSBIN/amsreport" step2a.crskf pressure

```

(continues on next page)

(continued from previous page)

```

"$AMSBIN/amsreport" step2a.crskf enthalpy-vaporization
echo "Step 2b"
"$AMSBIN/amsreport" step2b.crskf temperature
"$AMSBIN/amsreport" step2b.crskf pressure
"$AMSBIN/amsreport" step2b.crskf enthalpy-vaporization

# Step 3: Boiling point
# -----

# In step 3 of the example the boiling point of a mixture of methanol and ethanol
# is calculated, for a series of pressures ranging from 0.101325 to 1.01325 bar
# in 10 steps (result file step3.crskf).
# This mixture consist of 50% mole fraction methanol and 50% mole fraction ethanol.

"$AMSBIN/crsprep" -t BOILINGPOINT -pressure 0.101325 -pressure 1.01325 -j step3 \
    -c methanol.coskf -frac1 0.5 \
    -c ethanol.coskf -frac1 0.5 > job.sh

./job.sh
echo "Step 3"
"$AMSBIN/amsreport" step3.crskf temperature
"$AMSBIN/amsreport" step3.crskf pressure

# Step 4: Flash point
# -----

# In step 4 of the example the flash point of a mixture of ethanol and water
# is calculated (result file step4.crskf).
# This mixture consist of 44.2% mass fraction methanol and 55.8% mass fraction
↳ ethanol.
# For a flash point calculation the pure compound flash points are needed as input,
# since COSMO-RS does not predict pure compound flash points.
# For pure ethanol a flash point of 286 K is saved in the file ethanol.coskf.

"$AMSBIN/crsprep" -c ethanol.coskf -flashpoint 286 -savecompound

"$AMSBIN/crsprep" -t FLASHPOINT -massfraction -j step4 \
    -c ethanol.coskf -frac1 0.442 \
    -c water.coskf -frac1 0.558 > job.sh

./job.sh
echo "Step 4 flash point"
"$AMSBIN/amsreport" step4.crskf temperature

# Step 5: Activity coefficients, Henry coefficients, Solvation free energies
# -----

# In step 5 of the example the infinite diluted solutes benzene, methanol, and
# ethanol are calculated in the solvent water (result file step5.crskf).
# Activity coefficients, Henry coefficients and solvation free energies
# will be calculated.
# One should include -s flag for water, since it is the solvent,
# and considered here to be a special compound.

"$AMSBIN/crsprep" -t ACTIVITYCOEF -j step5 \

```

(continues on next page)

(continued from previous page)

```

        -s water.coskf \
        -c benzene.coskf -c ethanol.coskf -c methanol.coskf > job.sh
./job.sh
echo "Step 5 Activity coefficients, Henry's law constants, Solvation energy"
"$AMSBIN/amsreport" step5.crskf Activity-Coefficient
"$AMSBIN/amsreport" step5.crskf Henry
"$AMSBIN/amsreport" step5.crskf Gibbs-energy-solvation

# Step 6: Partition coefficients (log P)
# -----

# In step 6 of the example the partition coefficients of infinitely diluted
# solutes in a mixture of two immiscible solvents are calculated.
# In step 6a the default Octanol/Water partition coefficients are calculated
# (default -preset 2) (result file step6a.crskf).
# In step 6b a user defined (-preset 0) Benzene/Water partition coefficients
# are calculated (result file step6b.crskf).
# In this case one should include -s flag for benzene and water, since these
# are the two immiscible solvents, and considered here to be the special compounds.
# The order of the compounds benzene and water is important, because the
# molar volume of phase 1 (benzene) divided by the the molar volume of phase 2
# (water) is given with the flag -volumequotient.

"$AMSBIN/crsprep" -t LOGP -j step6a \
        -c benzene.coskf -c ethanol.coskf -c methanol.coskf > job.sh
"$AMSBIN/crsprep" -t LOGP -preset 0 -volumequotient 4.93 -j step6b \
        -s benzene.coskf -s water.coskf \
        -c ethanol.coskf -c methanol.coskf >> job.sh
./job.sh
echo "Step 6a octanol/water"
"$AMSBIN/amsreport" step6a.crskf logp
echo "Step 6b benzene/water"
"$AMSBIN/amsreport" step6b.crskf logp

# Step 7: Solubility
# -----

# In step 7 of the example the solubility of a compound is calculated.
# The solute can either be a liquid, solid, or gas.
# First some pure compound properties for benzene are set: the melting point,
# enthalpy of fusion, and the boiling point (file benzene.coskf).

"$AMSBIN/crsprep" -c benzene.coskf -meltingpoint 278.7 -hffusion 2.37 -savecompound
"$AMSBIN/crsprep" -c benzene.coskf -tvap 353.3 -pvap 1.01325 -savecompound

# In step 7a the solubility of benzene in water is calculated for a range of
# temperatures ranging from 273.15 K to 373.15 K in 10 steps (result file step7a.
# ↪crskf).
# If the template PURESOLUBILITY is used, the special compound is the solute,
# benzene in this case.
# Below 278.7 K, benzene is a solid. This will be taken into account, since the
# melting point and enthalpy of fusion are present on the file benzene.coskf.
# At higher temperatures benzene is assumed to be a liquid.
# Note that tn this calculation above the normal boiling point of benzene
# the vapor pressure of benzene will be higher than 1.01325 bar.

```

(continues on next page)

(continued from previous page)

```

"$AMSBIN/crsprep" -t PURESOLUBILITY -temperature 273.15 -temperature 373.15 -j step7a_
↪ \
    -s benzene.coskf \
    -c water.coskf > job.sh

# In step 7b again the solubility of benzene in water is calculated for a (different)
# range of temperatures (result file step7b.crs) using the template SOLUBILITY.
# If the template SOLUBILITY is used, the special compound is the solvent,
# water in this case.
# For the density of the solvent water 1.0 kg/L is used.
# Below 278.7 K benzene is a solid. This will be taken into account, since the melting
# point and enthalpy of fusion are present on the file benzene.coskf.
# At higher temperatures benzene is assumed to be a liquid.

"$AMSBIN/crsprep" -t SOLUBILITY -temperature 273.15 -temperature 283.15 \
    -densitysolvent 1.0 -j step7b \
    -s water.coskf \
    -c benzene.coskf >> job.sh

# In step 7c again the solubility of benzene in water is calculated for a range
# of temperatures above the boiling point of benzene (result file step7c.crs)
# using the template SOLUBILITY.
# If the template SOLUBILITY is used, the special compound is the solvent,
# water in this case.
# For the density of water 1.0 kg/L is used.
# For the vapor pressure of benzene 1.01325 bar is used.

"$AMSBIN/crsprep" -t SOLUBILITY -temperature 353.3 -temperature 373.15 \
    -densitysolvent 1.0 -solphase Gas -pressure 1.01325 -j step7c \
    -s water.coskf \
    -c benzene.coskf >> job.sh

# The solubility of a gas in a solvent can also be calculated using Henry's law,
# which is valid for ideal dilute solutions.
# Henry coefficients can be calculated with the template ACTIVITYCOEF.
# In step 7d of the example the infinite diluted solutes benzene is calculated
# in the solvent water (result file step7d.crskf)
# at a temperature of 363.15 K.
# If the template ACTIVITYCOEF is used, the special compound is the solvent,
# water in this case.
# For the density of water 1.0 kg/L is used.

"$AMSBIN/crsprep" -t ACTIVITYCOEF -temperature 363.15 -densitysolvent 1.0 -j step7d \
    -s water.coskf \
    -c benzene.coskf >> job.sh

# Next the job.sh is run which will produce the crskf files,
# and a report is made for all calculations in step 7.

./job.sh
echo "Step 7a"
"$AMSBIN/amsreport" step7a.crskf solubility-x
echo "Step 7b"
"$AMSBIN/amsreport" step7b.crskf solubility-g
echo "Step 7c"
"$AMSBIN/amsreport" step7c.crskf solubility-m
echo "Step 7d"

```

(continues on next page)

(continued from previous page)

```

"$AMSBIN/amsreport" step7d.crskf henry

# Step 8: Binary mixtures VLE/LLE
# -----

# In step 8 phase diagrams of a mixture of two components are be calculated
# with the template BINMIXCOEF.
# Exactly two compound should be given.
# In step 8a of the example a binary mixture of water and methanol
# is calculated at 298.14 K (result file step8a.crskf).

"$AMSBIN/crsprep" -t BINMIXCOEF -temperature 298.14 -j step8a \
                  -s water.coskf \
                  -s methanol.coskf > job.sh

# In step 8b of the example a binary mixture of water and ethanol is calculated
# at 322.45 K (result file step8b.crskf).
# Pure compound vapor pressures are given with -tvap (temperature in K)
# and -pvap (vapor pressure in bar).
# Preferably both -tvap and -pvap should be included for both compounds.
# If only one -tvap and one -pvap is given, it is assumed to be for the first
↳ compound.
# Note that these pure compound values are not saved to water.coskf or
# ethanol.coskf in this case.

"$AMSBIN/crsprep" -t BINMIXCOEF -temperature 322.45 -j step8b \
                  -s water.coskf -tvap 322.45 -pvap 0.123416 \
                  -s ethanol.coskf -tvap 322.45 -pvap 0.294896 >> job.sh

# In step 8c of the example a binary mixture of water and benzene
# is calculated at 323.15 K (result file step8c.crskf).
# Water and benzene do not mix very well. In this case a
# liquid-liquid equilibrium (LLE) will be calculated.
# The number of mixtures for which the binary mixture is calculated should be not too
↳ small,
# otherwise the properties of the 2 immiscible liquid phases will not be so accurate.
# In this case for the number of mixtures 100 is chosen.
# The actual number of mixtures is 5 more, thus 105 in this case.

"$AMSBIN/crsprep" -t BINMIXCOEF -temperature 323.15 -n 100 -j step8c \
                  -s water.coskf \
                  -s benzene.coskf >> job.sh

# In step 8d of the example a binary mixture of methanol and ethanol is calculated
# at a constant total vapor pressure (-iso isobar) of 1.01325 bar (result file step8d.
↳ crskf).
# Pure compound vapor pressures are given with -tvap (temperature in K)
# and -pvap (vapor pressure in bar).
# Preferably both -tvap and -pvap should be included for both compounds.
# If only one -tvap and one -pvap is given, it is assumed to be for the first
↳ compound.
# Note that these pure compound values are not saved to methanol.coskf
# or ethanol.coskf in this case.

"$AMSBIN/crsprep" -t BINMIXCOEF -iso isobar -pressure 1.01325 -j step8d \

```

(continues on next page)

(continued from previous page)

```

-s methanol.coskf -tvap 338 -pvap 1.01325 \
-s ethanol.coskf -tvap 351 -pvap 1.01325 >> job.sh

# Next the job.sh is run which will produce the crskf files,
# and a report is made for all calculations in step 8.

./job.sh
echo "Step 8a"
"$AMSBIN/amsreport" step8a.crskf molar-fraction
"$AMSBIN/amsreport" step8a.crskf excess-g
"$AMSBIN/amsreport" step8a.crskf excess-h
echo "Step 8b"
"$AMSBIN/amsreport" step8b.crskf vapor-pressure
echo "Step 8c"
"$AMSBIN/amsreport" step8c.crskf miscibility-gap
"$AMSBIN/amsreport" step8c.crskf miscibility-gap-x
"$AMSBIN/amsreport" step8c.crskf miscibility-gap-a
echo "Step 8d"
"$AMSBIN/amsreport" step8d.crskf temperature

# Step 9: Ternary mixtures VLE/LLE
# -----
#
# In step 9 phase diagrams of a mixture of three components are be calculated
# with the template TERNARYMIX.
# Exactly three compound should be given.
# For convenience first some pure compound properties (normal boiling points)
# are saved to the .coskf files.

"$AMSBIN/crsprep" -c water.coskf -tvap 373.15 -pvap 1.01325 -savecompound
"$AMSBIN/crsprep" -c methanol.coskf -tvap 338 -pvap 1.01325 -savecompound
"$AMSBIN/crsprep" -c ethanol.coskf -tvap 351 -pvap 1.01325 -savecompound
"$AMSBIN/crsprep" -c benzene.coskf -tvap 353.3 -pvap 1.01325 -savecompound

# In step 9a of the example a ternary mixture of methanol, ethanol, and benzene
# is calculated at 343.15 K (result file step9a.crskf).
# In step 9b of the example a ternary mixture of water, ethanol, and benzene is
↳calculated
# at a constant total vapor pressure (-iso isobar) of 1.01325 bar (result file step9b.
↳crskf).
# In step 9b a miscibility gap of the ternary mixture will be calculated.
# In this case, within the miscibility gap there are two immiscible phases of
# the liquid in equilibrium.
# The composition of the two phases, which are in equilibrium,
# can be found at the end points of the tie lines, that are calculated.

"$AMSBIN/crsprep" -t TERNARYMIX -temperature 343.15 -j step9a \
-s methanol.coskf -s ethanol.coskf -s benzene.coskf > job.sh
"$AMSBIN/crsprep" -t TERNARYMIX -iso isobar -pressure 1.01325 -j step9b \
-s water.coskf -s ethanol.coskf -s benzene.coskf >> job.sh

./job.sh
echo "Step 9a"
"$AMSBIN/amsreport" step9a.crskf molar-fraction
"$AMSBIN/amsreport" step9a.crskf pressure
"$AMSBIN/amsreport" step9a.crskf miscibility-gap

```

(continues on next page)

(continued from previous page)

```

echo "Step 9b"
"$AMSBIN/amsreport" step9b.crskf miscibility-gap
echo "First 4 tie-lines"
"$AMSBIN/amsreport" step9b.crskf -r "TERNARYMIX%x11#1:24#12.4f##6"
"$AMSBIN/amsreport" step9b.crskf temperature

# Note that for printing all tie-lines that are calculated in step9b one can simply_
↳use
# "$AMSBIN/amsreport" step9b.crskf tie-lines-x
# instead of the more complicated
# "$AMSBIN/amsreport" step9b.crskf -r "TERNARYMIX%x11#1:24#12.4f##6"
# which also only reports the first 4 tie-lines

# Step 10: A composition line between solvents s1 and s2
# -----

# In step 10 a phase diagram of a mixture of two solvents, which both are mixtures,
# is calculated with the template COMPOSITIONLINE.
# In this step one of the tie lines of the ternary mixture of water, ethanol, and_
↳benzene
# of step 9b will be investigated in more detail.
# Note that here the .coskf files are used in which the normal boiling points were_
↳saved to (in step 9).
# The mixture will be calculated for a list of molar (or mass) fractions of the_
↳solvents
# between zero and one, and the compositions of solvent 1 and solvent 2 are linearly_
↳interpolated.
# In this case solvent 1 consists of 0.3 molar fraction ethanol and 0.7 molar_
↳fraction benzene, and
# solvent 2 consists of 0.9 molar fraction water and 0.1 molar fraction ethanol.
# In step 10a of the example this mixture is calculated at a constant total vapor_
↳pressure (-iso isobar)
# of 1.01325 bar (result file step10a.crskf).
# In step 10b of the example this mixture is calculated at 341.05 K (result file_
↳step10b.crskf).
# Why this temperature was chosen can be found in step 10 of COSMO-RS GUI Tutorial:_
↳Properties.

"$AMSBIN/crsprep" -t COMPOSITIONLINE -iso isobar -pressure 1.01325 -n 100 -j step10a \
-s water.coskf -frac1 0.0 -frac2 0.9 \
-s ethanol.coskf -frac1 0.3 -frac2 0.1 \
-s benzene.coskf -frac1 0.7 -frac2 0.0 > job.sh
"$AMSBIN/crsprep" -t COMPOSITIONLINE -temperature 341.05 -n 100 -j step10b \
-s water.coskf -frac1 0.0 -frac2 0.9 \
-s ethanol.coskf -frac1 0.3 -frac2 0.1 \
-s benzene.coskf -frac1 0.7 -frac2 0.0 >> job.sh

./job.sh
echo "Step 10a"
$AMSBIN/amsreport step10a.crskf ncomp
$AMSBIN/amsreport step10a.crskf frac1
$AMSBIN/amsreport step10a.crskf frac2
$AMSBIN/amsreport step10a.crskf solvent-fraction
$AMSBIN/amsreport step10a.crskf molar-fraction
$AMSBIN/amsreport step10a.crskf activity-coefficient
echo "Step 10b"
$AMSBIN/amsreport step10b.crskf Gibbs-energy-mixing

```

(continues on next page)

(continued from previous page)

```
echo "Ready"
```

9.6.4 Example: The COSMO-RS compound database

Download Database.run

```
#!/bin/sh

# This example tries to do the same as in the COSMO-RS GUI Tutorial: The COSMO-RS_
↪compound database,
# using scripts.
# In many of the next examples fewer compounds are included than in the COSMO-RS GUI_
↪Tutorial.

# First some .coskf files are copied to the location where the scripts are running.
# These .coskf files are a sample of the full database.

echo "Results"

cp $AMSHOME/examples/COSMO-RS/Database/*coskf .

rm -f job.sh
touch job.sh
chmod +x job.sh

# 4.2 Octanol-Water partition coefficients (log P_OW)
# -----

"$AMSBIN/crsprep" -t LOGP -j t4.2 \
                  -c Methanol.coskf > job.sh
./job.sh
echo "4.2"
"$AMSBIN/amsreport" t4.2.crskf compounds-name
"$AMSBIN/amsreport" t4.2.crskf logp

# 4.3: Henry's law constants
# -----

"$AMSBIN/crsprep" -t ACTIVITYCOEF -temperature 293.15 -densitysolvent 0.998 -j t4.3a \
                  -s Water.coskf \
                  -c Acetone.coskf -c Benzene.coskf -c Ethanol.coskf -c Methanol.
↪coskf > job.sh
./job.sh
echo "4.3a"
"$AMSBIN/amsreport" t4.3a.crskf compounds-name
"$AMSBIN/amsreport" t4.3a.crskf henry

"$AMSBIN/crsprep" -s Acetone.coskf -pvap 0.246 -tvap 293.15 -savecompound
"$AMSBIN/crsprep" -s Benzene.coskf -pvap 0.100 -tvap 293.15 -savecompound
"$AMSBIN/crsprep" -s Ethanol.coskf -pvap 0.059 -tvap 293.15 -savecompound
"$AMSBIN/crsprep" -s Methanol.coskf -pvap 0.129 -tvap 293.15 -savecompound
```

(continues on next page)

(continued from previous page)

```

"$AMSBIN/crsprep" -s Water.coskf      -pvap 0.02536 -tvap 293.15 -savecompound

"$AMSBIN/crsprep" -t ACTIVITYCOEF -temperature 293.15 -densitysolvent 0.998 -j t4.3b \
                  -s Water.coskf \
                  -c Benzene.coskf -c Ethanol.coskf -c Methanol.coskf > job.sh

./job.sh
echo "4.3b"
"$AMSBIN/amsreport" t4.3b.crskf henry

# 4.4: Solubility of Vanillin in organic solvents
# -----

"$AMSBIN/crsprep" -s Vanillin.coskf -meltingpoint 355 -hfusion 5.35 -savecompound
"$AMSBIN/crsprep" -t PURESOLUBILITY -j t4.4 \
                  -s Vanillin.coskf \
                  -c Ethanol.coskf -c Methanol.coskf -c Water.coskf > job.sh

./job.sh
echo "4.4"
"$AMSBIN/amsreport" t4.4.crskf compounds-name
"$AMSBIN/amsreport" t4.4.crskf solubility-x
"$AMSBIN/amsreport" t4.4.crskf solubility-m

# 4.5: Binary mixture of Methanol and Hexane
# -----

"$AMSBIN/crsprep" -s Methanol.coskf -pvap 0.845 -tvap 333.15 -savecompound
"$AMSBIN/crsprep" -s Hexane.coskf   -pvap 0.77  -tvap 333.15 -savecompound
"$AMSBIN/crsprep" -t BINMIXCOEF -temperature 333.15 -n 100 -j t4.5a \
                  -s Methanol.coskf \
                  -s Hexane.coskf > job.sh

./job.sh
echo "4.5a"
"$AMSBIN/amsreport" t4.5a.crskf compounds-name
"$AMSBIN/amsreport" t4.5a.crskf molar-fraction
"$AMSBIN/amsreport" t4.5a.crskf pressure
"$AMSBIN/amsreport" t4.5a.crskf miscibility-gap
"$AMSBIN/amsreport" t4.5a.crskf miscibility-gap-x
"$AMSBIN/amsreport" t4.5a.crskf miscibility-gap-a

"$AMSBIN/crsprep" -s Methanol.coskf -pvap 1.01325 -tvap 337.8 -savecompound
"$AMSBIN/crsprep" -s Hexane.coskf   -pvap 1.01325 -tvap 342   -savecompound
"$AMSBIN/crsprep" -t BINMIXCOEF -pressure 1.01325 -iso isobar -n 100 -j t4.5b \
                  -s Methanol.coskf \
                  -s Hexane.coskf > job.sh

./job.sh
echo "4.5b"
"$AMSBIN/amsreport" t4.5b.crskf molar-fraction
"$AMSBIN/amsreport" t4.5b.crskf temperature
"$AMSBIN/amsreport" t4.5b.crskf miscibility-gap
"$AMSBIN/amsreport" t4.5b.crskf miscibility-gap-x
"$AMSBIN/amsreport" t4.5b.crskf miscibility-gap-a

# 4.6: Large infinite dilution activity coefficients in Water
# -----

"$AMSBIN/crsprep" -t ACTIVITYCOEF -temperature 298.15 -j t4.6 \

```

(continues on next page)

(continued from previous page)

```

        -s Water.coskf \
        -c Benzene.coskf > job.sh

./job.sh
echo "4.6"
"$AMSBIN/amsreport" t4.6.crskf compounds-name
"$AMSBIN/amsreport" t4.6.crskf activity-coefficient

# 4.7: Parametrization of ADF COSMO-RS: solvation energies,
# vapor pressures, partition coefficients
# -----

cat << eor > small.compoundlist
Hexane.coskf
Methanol.coskf
Ethanol.coskf
Acetone.coskf
Benzene.coskf
Water.coskf
eor

"$AMSBIN/crsprep" -t ACTIVITYCOEF -temperature 298.15 -densitysolvent 0.997 -j t4.7a \
    -inputpurevap 0 \
    -s Water.coskf \
    -c small.compoundlist > job.sh

./job.sh
echo "4.7a"
"$AMSBIN/amsreport" t4.7a.crskf compounds-name
"$AMSBIN/amsreport" t4.7a.crskf gibbs-energy-solvation

"$AMSBIN/crsprep" -t PUREVAPORPRESSURE -temperature 298.15 -j t4.7b \
    -c small.compoundlist -inputpurevap 0 > job.sh

./job.sh
echo "4.7b"
"$AMSBIN/amsreport" t4.7b.crskf compounds-name
"$AMSBIN/amsreport" t4.7b.crskf vapor-pressure

"$AMSBIN/crsprep" -t LOGP -j t4.7c -c small.compoundlist > job.sh
./job.sh
echo "4.7c Octanol/Water"
"$AMSBIN/amsreport" t4.7c.crskf compounds-name
"$AMSBIN/amsreport" t4.7c.crskf logp

"$AMSBIN/crsprep" -t LOGP -preset 5 -j t4.7d -c small.compoundlist > job.sh
./job.sh
echo "4.7d Hexane/Water"
"$AMSBIN/amsreport" t4.7d.crskf logp

"$AMSBIN/crsprep" -t LOGP -preset 3 -j t4.7e -c small.compoundlist > job.sh
./job.sh
echo "4.7e Benzene/Water"
"$AMSBIN/amsreport" t4.7e.crskf logp

"$AMSBIN/crsprep" -t LOGP -preset 4 -j t4.7f -c small.compoundlist > job.sh
./job.sh
echo "4.7f Ether/Water"
"$AMSBIN/amsreport" t4.7f.crskf logp

```

(continues on next page)

(continued from previous page)

```

# 4.8: COSMO-SAC 2013-ADF
# -----

"$AMSBIN/crsprep" -t PURESIGMAPROFILE -method COSMOSAC2013 -c Water.coskf \
                  -c Ethanol.coskf -j t4.8a > job.sh
./job.sh
echo "4.8a"
"$AMSBIN/amsreport" t4.8a.crskf sigma
"$AMSBIN/amsreport" t4.8a.crskf sigma-profile
"$AMSBIN/amsreport" t4.8a.crskf sigma-profile-hb

"$AMSBIN/crsprep" -s Methanol.coskf -density 0.7918 -savecompound
"$AMSBIN/crsprep" -s Ethanol.coskf -density 0.789 -savecompound
"$AMSBIN/crsprep" -s Acetone.coskf -density 0.791 -savecompound

"$AMSBIN/crsprep" -t LOGP -method COSMOSAC2013 -j t4.8b \
                  -c Methanol.coskf -c Ethanol.coskf -c Acetone.coskf > job.sh
./job.sh
echo "4.8b Octanol/Water"
"$AMSBIN/amsreport" t4.8b.crskf compounds-name
"$AMSBIN/amsreport" t4.8b.crskf logp

"$AMSBIN/crsprep" -t LOGP -method COSMOSAC2013 -preset 5 -j t4.8c \
                  -c Methanol.coskf -c Ethanol.coskf -c Acetone.coskf > job.sh
./job.sh
echo "4.8c Hexane/Water"
"$AMSBIN/amsreport" t4.8c.crskf logp

"$AMSBIN/crsprep" -t LOGP -method COSMOSAC2013 -preset 3 -j t4.8d \
                  -c Methanol.coskf -c Ethanol.coskf -c Acetone.coskf > job.sh
./job.sh
echo "4.8d Benzene/Water"
"$AMSBIN/amsreport" t4.8d.crskf logp

"$AMSBIN/crsprep" -t LOGP -method COSMOSAC2013 -preset 4 -j t4.8e \
                  -c Methanol.coskf -c Ethanol.coskf -c Acetone.coskf > job.sh
./job.sh
echo "4.8e Ether/Water"
"$AMSBIN/amsreport" t4.8e.crskf logp

"$AMSBIN/crsprep" -s Acetone.coskf -density 0.791 -pvap 3.7 -tvap 373.15 -
↪savecompound
"$AMSBIN/crsprep" -s Water.coskf -density 0.997 -pvap 1.01325 -tvap 373.15 -
↪savecompound

"$AMSBIN/crsprep" -t BINMIXCOEF -method COSMOSAC2013 -temperature 373.15 -n 20 -j t4.
↪8f \
                  -s Acetone.coskf \
                  -s Water.coskf > job.sh
./job.sh
echo "4.8f"
"$AMSBIN/amsreport" t4.8f.crskf molar-fraction
"$AMSBIN/amsreport" t4.8f.crskf vapor-pressure
"$AMSBIN/amsreport" t4.8f.crskf pressure

```

(continues on next page)

(continued from previous page)

```
echo "Ready"
```

9.6.5 Example: pKa values

Download pKa.run

```
#!/bin/sh

# This example tries to do the same as in the COSMO-RS GUI Tutorial: pKa values,
# using scripts
# First some .coskf files are copied to the location where the scripts are running,
# next the jobs are prepared and the reports are made.
# Check the COSMO-RS GUI Tutorial: pKa values to see what to do with the results.

echo "Results"

rm -f job.sh
cp $AMSHOME/examples/COSMO-RS/pKa/*.coskf .
cp $AMSHOME/examples/COSMO-RS/pKa/*compoundlist .

touch job.sh
chmod +x job.sh

echo "Acids"
"$AMSBIN/crsprep" -t ACTIVITYCOEF -j t5.1a \
                  -c tutorial5.1_acid.compoundlist > job.sh
./job.sh
"$AMSBIN/amsreport" t5.1a.crskf compounds-name
"$AMSBIN/amsreport" t5.1a.crskf Activity-Coefficient
"$AMSBIN/amsreport" t5.1a.crskf Gibbs-energy-solvation
"$AMSBIN/amsreport" t5.1a.crskf Gibbs-energy-solute

"$AMSBIN/crsprep" -t ACTIVITYCOEF -j t5.1b \
                  -c tutorial5.1_base.compoundlist > job.sh
./job.sh
"$AMSBIN/amsreport" t5.1b.crskf compounds-name
"$AMSBIN/amsreport" t5.1b.crskf Activity-Coefficient
"$AMSBIN/amsreport" t5.1b.crskf Gibbs-energy-solvation
"$AMSBIN/amsreport" t5.1b.crskf Gibbs-energy-solute

echo "Ready"
```

9.6.6 Example: Polymers

Download Polymers.run

```
#!/bin/sh

# This example tries to do the same as in the COSMO-RS GUI Tutorial: Polymers,
# using scripts.

# First some .coskf files are copied to the location where the scripts are running.
# Some of the .coskf files are a sample of the full polymer database ADFCRS-POLYMERS-
→2019.
```

(continues on next page)

(continued from previous page)

```

# In the first part of the example crsprep is used to set pure compound parameters.
# Pure compound densities are required for every species in a calculation involving
↳any polymers.
# For some pure compounds the VPM1 vapor pressure equation is set including vapor
↳pressure coefficients.

echo "Results"

cp $AMSHOME/examples/COSMO-RS/Database/*coskf .
cp $AMSHOME/examples/COSMO-RS/Polymers/*coskf .

"$AMSBIN/crsprep" -c Benzene.coskf -density 0.876 -savecompound
"$AMSBIN/crsprep" -c Water.coskf -density 1.0 -savecompound
"$AMSBIN/crsprep" -c Methanol.coskf -density 0.792 -savecompound \
↳-vp_equation VPM1 -vp_params "-7057.597287 -9.936895562 0.
↳00608530790 77.10002032 0"
"$AMSBIN/crsprep" -c Hexane.coskf -density 0.655 -savecompound \
↳-vp_equation VPM1 -vp_params "-5575.417318 -6.612402250 0.
↳00437376138 53.36969532 0"

rm -f job.sh
touch job.sh
chmod +x job.sh

"$AMSBIN/crsprep" -t ACTIVITYCOEF -j Polymers.1 \
↳-s "Poly(ethylene).coskf" -frac1 0.5 -s Benzene.coskf -frac1 0.5 \
↳-massfraction > job.sh

./job.sh
echo "Polymers.1"
"$AMSBIN/amsreport" Polymers.1.crskf compounds-name Flory-Huggins WF-activity-
↳coefficient

"$AMSBIN/crsprep" -t VAPORPRESSURE -temperature 298.15 -temperature 398.15 -n 10 -j
↳Polymers.2 \
↳-s "Poly(dimethylsiloxane).coskf" -frac1 0.5 -s Methanol.coskf -
↳frac1 0.25 \
↳-s Hexane.coskf -frac1 0.25 \
↳-massfraction > job.sh

./job.sh
echo "Polymers.2"
"$AMSBIN/amsreport" Polymers.2.crskf compounds-name temperature pressure

"$AMSBIN/crsprep" -t LOGP -preset 0 -j Polymers.3 \
↳-s "Poly(ethylene).coskf" -s Water.coskf \
↳-c Methanol.coskf > job.sh

./job.sh
echo "Polymers.3"
"$AMSBIN/amsreport" Polymers.3.crskf logp

"$AMSBIN/crsprep" -t PURESOLUBILITY -temperature 398.15 -temperature 498.15 -n 10 -j
↳Polymers.4 \
↳-s Hexane.coskf -solphase Gas -pressure 1.01325 \
↳-c "Poly(styrene).coskf" > job.sh

./job.sh
echo "Polymers.4"
"$AMSBIN/amsreport" Polymers.4.crskf solubility-g

```

(continues on next page)

(continued from previous page)

```
"$AMSBIN/crsprep" -t BINMIXCOEF -method COSMOSAC2013 -j Polymers.5 \  
                  -s "Poly(ethyl_ethylene).coskf" -s Benzene.coskf \  
                  -massfraction > job.sh  
./job.sh  
echo "Polymers.5"  
"$AMSBIN/amsreport" Polymers.5.crskf polymer-fraction Flory-Huggins  
echo "Ready"
```


REQUIRED CITATIONS

When you publish results in the scientific literature that were obtained with programs of the ADF package, you are required to include references to the program package with the appropriate release number, and a few key publications.

10.1 General References

For calculations with the COSMO-RS program, version 2020.1:

1. C.C. Pye, T. Ziegler, E. van Lenthe, J.N. Louwen, *An implementation of the conductor-like screening model of solvation within the Amsterdam density functional package. Part II. COSMO for real solvents*, *Can. J. Chem.* **87**, 790 (2009) (<https://doi.org/10.1139/V09-008>)
2. AMS 2020 COSMO-RS, SCM, Theoretical Chemistry, Vrije Universiteit, Amsterdam, The Netherlands, <http://www.scm.com> Optionally, you may add the following list of authors and contributors: J.N. Louwen, C.C. Pye, E. van Lenthe, N.D. Austin, E.S. McGarrity, R. Xiong, S.I. Sandler, R.I. Burnett

If you use COSMO-SAC 2013-ADF you must also add

3. R. Xiong, S.I. Sandler, R.I. Burnett, *An improvement to COSMO-SAC for predicting thermodynamic properties*, *Ind. Eng. Chem. Res.* **53**, 8265 (2014) (<https://doi.org/10.1021/ie404410v>)

10.2 Solvent Optimizations

For solvent optimizations:

- N.D. Austin, N.V. Sahinidis, D.W. Trahan, *COSMO-based computer-aided molecular/mixture design: A focus on reaction solvents*, *AIChE Journal* **64**, 104 (2018) (<https://doi.org/10.1002/aic.15871>)

10.3 External programs and Libraries

[Click here](#) for the list of programs and/or libraries used in the ADF package. On some platforms optimized libraries have been used and/or vendor specific MPI implementations.

KEYWORDS

- *COMPOUND* (page 31)
- *COSMOSAC* (page 28)
- *COSMOSAC2013* (page 28)
- *COSMOSACDHB* (page 28)
- *CRSPARAMETERS* (page 25)
- *DISPERSION* (page 27)
- *EPSILON* (page 29)
- *MASSFRACTION* (page 33)
- *PRESSURE* (page 33)
- *PROPERTY activitycoef* (page 35)
- *PROPERTY binmixcoef* (page 36)
- *PROPERTY boilingpoint* (page 34)
- *PROPERTY compositionline* (page 37)
- *PROPERTY flashpoint* (page 34)
- *PROPERTY logp* (page 34)
- *PROPERTY pureboilingpoint* (page 34)
- *PROPERTY puresigmapotential* (page 38)
- *PROPERTY puresigmaprofile* (page 38)
- *PROPERTY puresolubility* (page 36)
- *PROPERTY purevaporpressure* (page 33)
- *PROPERTY sigmapotential* (page 38)
- *PROPERTY sigmaprofile* (page 38)
- *PROPERTY solubility* (page 35)
- *PROPERTY ternarymix* (page 37)
- *PROPERTY vaporpressure* (page 33)
- *TECHNICAL* (page 30)
- *TEMPERATURE* (page 32)

Symbols

.compkf file, 20
 .cos file, 23
 .coskf file, 13
 .cosmo file, 13
 .t21 file, 13

A

activity coefficients, 35
 ADF COSMO calculation, 13
 ADF COSMO settings, 13
 adf.rkf file, 13
 ADFCRS-2010, 18
 ADFCRS-2018, 18
 ADFCRS-IL-2014, 18
 ADFCRS-POLYMERS-2019, 19
 amsprep module, 76
 amsreport module, 79

B

binary mixture, 36
 boiling point, 33

C

calculation of properties, 8
 cavity construction:, 16
 combinatorial term, 5
 composition line, 37
 compounds, 31
 COSKF file, 13
 COSMO accuracy:, 15
 COSMO cavity construction:, 16
 COSMO file, 13
 COSMO-RS parameters, 25
 COSMO-RS program crs, 25
 COSMO-RS theory, 3
 COSMO-SAC, 6
 COSMO-SAC 2013-ADF, 6
 COSMO-SAC 2013-ADF parameters, 27
 COSMO-SAC 2016-ADF, 6
 COSMO-SAC DHB-ADF, 6
 COSMO-SAC parameters, 27

COSMO-SAC theory, 6
 cosmo2kf, 80
 crsprep module, 77

E

element specific parameters, 26
 examples, 81
 excess energies, 36
 execution of COSMO-RS, 25
 execution of UNIFAC, 45, 46, 48

F

fast approximation, 5
 Fast Sigma COSMO file, 19
 Fast Sigma COSMO settings, 19
 flash point, 34
 Flory-Huggins parameter, 41

H

Henry's law constants, 35
 hydrogen bond interaction, 6

I

infinite dilute, 35

K

kf2cosmo, 80

L

liquid-liquid extraction, 59
 LLE binary mixture, 36
 LLE diagram, 36
 LLE ternary mixture, 37
 log P, 34

M

mass fractions, 33
 molar fractions, 33
 MOPAC COSMO file, 23
 MOPAC COSMO settings, 23

O

Octanol/Water partition coefficients,
34

optimizing solubility, 59

optimizing the solvent, 59

P

partition coefficients, 34

pKa values, 35

polymer sigma-profile, 39

property prediction, 53

Q

QSPR COSMO file, 19

S

scripting examples, 81

sigma potential:, 38

sigma profile, 38

solubility, 35

solvation energies, 35

solvent boiling point, 33

solvent flash point, 34

solvent vapor pressure, 33

T

ternary mixture, 37

theory COSMO-RS, 3

theory COSMO-SAC, 6

theory UNIFAC, 7

Tutorial Polymers, 95

Tutorial COSMO files, 81

Tutorial parameters and analysis, 83

Tutorial pKa, 95

Tutorial Properties, 84

U

UNIFAC, 7

UNIFAC program unifac, 45

V

vapor pressure, 33

VLE binary mixture, 36

VLE diagram, 36

VLE ternary mixture, 37